

Date: 14.05.2025

To,
The Director
Ministry of Environment, Forest & Climate Change
Kendriya Bhawan, 5th Floor, Sector "H" Aliganj
Lucknow (Uttar Pradesh)

Subject: Six Monthly Compliance Report of Environmental Clearance for Proposed Expansion of existing Sugar unit from 7000 TCD to 10000 TCD without change in existing co gen power capacity - 27.7 MW within existing industry premises by **M/s Dhampur Bio Organics Limited, (Unit: Mansurpur, Division: Sugar)**, at Village: Mansurpur, Tehsil: Khatauli, District: Muzaffarnagar (Uttar Pradesh) for the period of October, 2024 to March, 2025.

EC Identification No.: EC23B025UP110095 (File No. 8233-7515), dated December 01st, 2023

Reg: Submission of Six-Monthly Compliance Report for Period of October, 2024 to March, 2025.
Dear Sir,


This is in connection to above mentioned subject we are hereby submitting the six-monthly compliance report of the conditions of Environmental Clearance for Proposed Expansion of existing Sugar unit from 7000 TCD to 10000 TCD without change in existing co gen power capacity - 27.7 MW within existing industry premises by **M/s Dhampur Bio Organics Limited, (Unit: Mansurpur, Division: Sugar)**, at Village: Mansurpur, Tehsil: Khatauli, District: Muzaffarnagar (Uttar Pradesh) for the period of October, 2024 to March, 2025 along with annexures as follows:

1. **Annexure-01:** Copy of CTO (Air and Water),
2. **Annexure-02:** Copy of Environmental Clearance
3. **Annexure-03:** Monitoring Test Reports
4. **Annexure-04:** Copy of UPGWD NOC

Requesting you to accept the hard and soft copy (CD) reports submitted for information please.

Thanking You,
Yours sincerely

M/s Dhampur Bio Organics Limited,
(Unit: Mansurpur, Division: Sugar)


Authorized Signatory

Six Monthly Compliance Report of Environmental Clearance for Proposed Expansion of existing Sugar unit from 7000 TCD to 10000 TCD without change in existing co gen power capacity - 27.7 MW within existing industry premises at Village: Mansurpur, Tehsil: Khatauli, District: Muzaffarnagar (Uttar Pradesh) by M/s Dhampur Bio Organics Limited, (Unit: Mansurpur, Division: Sugar)

**EC Compliance
October, 2024 to
March, 2025**

**SIX-MONTHLY ENVIRONMENTAL COMPLIANCE
REPORT OF STIPULATED CONDITIONS OF
ENVIRONMENTAL CLEARANCE**

(October, 2024 to March, 2025)

For

**PROPOSED EXPANSION OF EXISTING SUGAR UNIT FROM
7000 TCD TO 10000 TCD WITHOUT CHANGE IN EXISTING CO
GEN POWER CAPACITY - 27.7 MW WITHIN EXISTING
INDUSTRY PREMISES**

By

**M/s Dhampur Bio Organics Limited,
(Unit: Mansurpur, Division: Sugar)**

at

**Village: Mansurpur, Tehsil: Khatauli,
District: Muzaffarnagar (Uttar Pradesh)**

For Submission to:

**Ministry of Environment, Forest & Climate Change (Regional
Office, Lucknow)**

Submitted By:

**M/s Dhampur Bio Organics Limited,
(Unit: Mansurpur, Division: Sugar)**

Six Monthly Compliance Report of Environmental Clearance for Proposed Expansion of existing Sugar unit from 7000 TCD to 10000 TCD without change in existing co gen power capacity - 27.7 MW within existing industry premises at Village: Mansurpur, Tehsil: Khatauli, District: Muzaffarnagar (Uttar Pradesh) by M/s Dhampur Bio Organics Limited, (Unit: Mansurpur, Division: Sugar)	EC Compliance October, 2024 to March, 2025
--	---

TABLE OF CONTENT

Sr. No	Title	Page No.
	CHAPTER No. 01: INTRODUCTION AND PROJECT DESCRIPTION	04
	CHAPTER No. 02: COMPLIANCE OF STIPULATED CONDITIONS OF ENVIRONMENTAL CLEARANCE	05 - 13
	CHAPTER No. 03: DETAILS OF ENVIRONMENTAL MONITORING	14 - 28
3.1	Ambient air Quality Monitoring	14
3.1.1	Ambient air Quality Monitoring Stations	14
3.1.2	Ambient Air Quality Monitoring Methodology	14
3.1.3	Ambient Air Quality Monitoring Results Near Project Site	15
3.1.4	Ambient Air Quality Monitoring Results at Village: Sonta	15
3.1.5	Ambient Air Quality Monitoring Results at Village: Ghasipura	16
3.1.6	Ambient Air Quality Monitoring Results at Village: Purbalian	16
3.1.7	Discussion on Ambient Air Quality in the Study Area	17
3.2	STACK EMISSION MONITORING	20
3.2.1	Stack Emission Monitoring Methodology	20
3.3	Ambient Noise monitoring	19
3.3.1	Ambient Noise Monitoring Locations	19
3.3.2	Methodology of Noise Monitoring	19
3.3.3	Ambient Noise Monitoring Results	19
3.3.4	Discussion on Ambient Noise Levels in the Study Area	20
3.4	Ground Water Quality Monitoring	20
3.4.1	Ground water Quality Monitoring Locations	20
3.4.2	Methodology of ground water Quality Monitoring	21
3.4.3	Ground water Quality Monitoring Results	21
3.5	Waste Water Quality Monitoring	28
3.5.1	Effluent Water Monitoring Locations	28
3.5.2	Methodology of Effluent Water Quality Monitoring	28
3.5.3	Effluent Water Quality Monitoring Results	28

Six Monthly Compliance Report of Environmental Clearance for Proposed Expansion of existing Sugar unit from 7000 TCD to 10000 TCD without change in existing co gen power capacity - 27.7 MW within existing industry premises at Village: Mansurpur, Tehsil: Khatauli, District: Muzaffarnagar (Uttar Pradesh) by M/s Dhampur Bio Organics Limited, (Unit: Mansurpur, Division: Sugar)	EC Compliance October, 2024 to March, 2025
--	---

Sr. No.	List of Table	Page No.
1.	Table-3.1: Details of Ambient Air Quality Monitoring Stations	14
2.	Table-3.2: Techniques used for Ambient Air Quality Monitoring	15
3.	Table-3.3: Ambient Air Quality Monitoring Results Near Project Site	15
4.	Table-3.4: Ambient Air Quality Monitoring Results at Village: Sonta	16
5.	Table-3.5: Ambient Air Quality Monitoring Results at Village: Ghasipura	16
6.	Table-3.6: Ambient Air Quality Monitoring Results at Village: Purbalian	16
7.	Table-3.7: Details of Stack Emission Monitoring Results	19
8.	Table-3.8: Details of Ambient Noise Monitoring Stations	19
9.	Table-3.9: Ambient Noise Monitoring Results	19
10.	Table-3.10: Details of Water Quality Monitoring Station	21
11.	Table-3.11: Ground water Quality Results at Borewell water (October, 2024)	22
12.	Table-3.12: Ground water Quality Results at Borewell water (November, 2024)	23
13.	Table-3.13: Ground water Quality Results at Borewell water (December, 2024)	24
14.	Table-3.14: Ground water Quality Results at Borewell water (January, 2025)	25
15.	Table-3.15: Ground water Quality Results at Borewell water (February, 2025)	26
16.	Table-3.16: Ground water Quality Results at Borewell water (March, 2025)	27
17.	Table-3.17: Details of Effluent Water Quality Monitoring Station	28
18.	Table-3.18: Effluent Water Quality Results of ETP Inlet & ETP Outlet	28

Sr. No.	List of Figures	Page No.
1.	Figure-3.1: Graphs Showing PM ₁₀ Concentration at all sites	17
2.	Figure-3.2: Graphs Showing PM _{2.5} Concentration at all sites	17
3.	Figure-3.3: Graphs Showing SO ₂ Concentration at all sites	18
4.	Figure-3.4: Graphs Showing NO _x Concentration at all sites	18
5.	Figure-3.5: Day and Night Time noise Level Near Project Site	20

CHAPTER No. 01 INTRODUCTION AND PROJECT DESCRIPTION

Six monthly environmental compliance / status report is submitted for Proposed Expansion of existing Sugar unit from 7000 TCD to 10000 TCD without change in existing co gen power capacity - 27.7 MW within existing industry premises by M/s Dhampur Bio Organics Limited, (Unit: Mansurpur, Division: Sugar) for October, 2024 to March, 2025. The Project is located at Village: Mansurpur, Tehsil: Khatauli, District: Muzaffarnagar (Uttar Pradesh) Prior Environment Clearance was obtained from MoEF&CC wide EC Identification No.: **EC23B025UP110095 & File No. 8233-7515**, dated **01st December, 2023**. Consent to Operate for Air and Water has already been obtained for the project Vide Ref No. - **203221/UPPCB/MuzaffarNagar (UPPCBRO)/CTO/both/MUZAFFARNAGAR/2024**, dated **15/05/2024** for validity upto 31/12/2025. Copy of CTE is attached here as **Annexure-1**.

Specific and general conditions stipulated in Environment Clearance have been complied during construction and post construction phases.

Environmental mitigation measures described in Environmental Management Plan are being implemented operation phase. **M/s Dhampur Bio Organics Limited, (Unit: Mansurpur, Division: Sugar)** management team is fully conscious about Environmental Management and enhancing green belt development in project surrounding area.

Six monthly compliance/status reports for **October, 2024 to March, 2025** for conditions stipulated in the Environmental Clearance letter issued by MoEF&CC is enclosed as **Annexure-2**. Photographs view of implemented mitigation measures are also attached for the ready reference as Photo Documentation.

Six Monthly Compliance Report of Environmental Clearance for Proposed Expansion of existing Sugar unit from 7000 TCD to 10000 TCD without change in existing co gen power capacity - 27.7 MW within existing industry premises at Village: Mansurpur, Tehsil: Khatauli, District: Muzaffarnagar (Uttar Pradesh) by M/s Dhampur Bio Organics Limited, (Unit: Mansurpur, Division: Sugar)	EC Compliance October, 2024 to March, 2025
--	---

CHAPTER No. 02 COMPLIANCE OF STIPULATED CONDITIONS OF ENVIRONMENTAL CLEARANCE

Name of the Project: Proposed Expansion of existing Sugar unit from 7000 TCD to 10000 TCD without change in existing co gen power capacity - 27.7 MW within existing industry premises at Village: Mansurpur, Tehsil: Khatauli, District: Muzaffarnagar (Uttar Pradesh) by M/s Dhampur Bio Organics Limited, (Unit: Mansurpur, Division: Sugar).

EC23B025UP110095 & File No. 8233-7515, dated 01st December, 2023.

Period of Compliance Report: October, 2024 to March, 2025

Sr. No.	Condition	Reply
I	Statutory Compliance	
i	The project proponent shall obtain forest clearance under the provisions of Forest (Conservation) Act, 1986, in case of the diversion of forest land for non-forest purpose involved in the project.	Not applicable, as there is no forest land involved in existing project and no forest is situated within 10 km radius.
ii	The project proponent shall obtain clearance from the National Board for Wildlife, if applicable.	Not applicable.
iii	The project proponent shall prepare a Site-Specific Conservation Plan & Wildlife Management Plan and approved by the Chief Wildlife Warden. The recommendations of the approved Site-Specific Conservation Plan/ Wildlife Management Plan shall be implemented in consultation with the State Forest Department. The implementation report shall be furnished along with the six-monthly compliance report. (In case of the presence of schedule-I species in the study area).	No schedule - I species is found in study area; hence this condition is not applicable.
iv	The project proponent shall obtain Consent to Establish/ Operate under the provisions of Air (Prevention & Control of Pollution) Act, 1981 and the Water (Prevention & Control of Pollution) Act, 1974 from the concerned State Pollution Control Board/ Committee.	The unit has obtained Consent to Operate under the provisions of Air (Prevention & Control of Pollution) Act, 1981 and the water (Prevention & Control of Pollution) Act, 1974 from Uttar Pradesh Pollution Control Board. Copy of CTO (Air & water) is enclosed as Annexure-1.
v	The project proponent shall obtain	Hazardous waste generated will disposed as

Six Monthly Compliance Report of Environmental Clearance for Proposed Expansion of existing Sugar unit from 7000 TCD to 10000 TCD without change in existing co gen power capacity - 27.7 MW within existing industry premises at Village: Mansurpur, Tehsil: Khatauli, District: Muzaffarnagar (Uttar Pradesh) by M/s Dhampur Bio Organics Limited, (Unit: Mansurpur, Division: Sugar)	EC Compliance October, 2024 to March, 2025
--	---

	authorization under the Hazardous and other Waste Management Rules, 2016 as amended from time to time.	per the Hazardous Waste Management Rules 2016.
vi	The company shall strictly comply with the rules and guidelines under Manufacture, Storage and import of Hazardous Chemicals (MSIHC) Rules, 1989 as amended time to time. All transportation of Hazardous Chemicals shall be as per the Motor Vehicle Act (MVA), 1989.	Point is noted and complied as per rules and guidelines under Manufacture, Storage and import of Hazardous Chemicals (MSIHC) Rules, 1989 as amended time to time.
II	Air Quality Monitoring and Preservation:	
i	The project proponent shall install 24x7 continuous emission monitoring system at process stacks to monitor stack emission with respect to standards prescribed in Environment (Protection) Rules 1986 and connect to SPCB and CPCB online servers and calibrate these systems from time to time according to equipment supplier specification through labs recognized under Environment (Protection) Act, 1986 or NABL accredited laboratories.	Unit has install 24 x 7 continuous emission monitoring system at process stacks.
ii	The project proponent shall install system carryout to Ambient Air Quality monitoring for common/criterion parameters relevant to the main pollutants released (e.g. PM ₁₀ and PM _{2.5} in reference to PM emission, and SO ₂ and NO _x in reference to SO ₂ and NO _x emissions) within and outside the plant area at least at four locations (one within and three outside the plant area at an angle of 120° each), covering upwind and downwind directions.	Point is noted and Four locations for ambient air quality monitoring has been identified. Monitoring has been done at identified sites. Monitoring report enclosed as Annexure-3.
iii	The project proponent shall submit monthly summary report of continuous stack emission and air quality monitoring and results of manual stack monitoring and manual monitoring of air quality /fugitive emissions to Regional Office of MoEF&CC, Zonal office of CPCB and Regional Office of SPCB along with six monthly monitoring report.	Condition noted and complied

Six Monthly Compliance Report of Environmental Clearance for Proposed Expansion of existing Sugar unit from 7000 TCD to 10000 TCD without change in existing co gen power capacity - 27.7 MW within existing industry premises at Village: Mansurpur, Tehsil: Khatauli, District: Muzaffarnagar (Uttar Pradesh) by M/s Dhampur Bio Organics Limited, (Unit: Mansurpur, Division: Sugar)	EC Compliance October, 2024 to March, 2025
--	---

iv	Appropriate Air Pollution Control (APC) system shall be provided for all the dust generating points including fugitive dust from all vulnerable sources, so as to comply prescribed stack emission and fugitive emission standards.	Existing ESP connected with existing two (90 & 100 TPH) boilers and same has been used after expansion also.
v	The National Ambient Air Quality Emission Standard issued by the Ministry vide G.S.R No. 826(E) dated 16 th November, 2009 shall be complied with.	Ambient air quality monitoring has been done at four locations. Test report enclosed as Annexure-3.
vi	Sulphur content should not exceed 0.5% in the coal for use in coal fired boilers to control particulate emissions within permissible limits (as applicable). The gaseous emissions shall be dispersed through stack of adequate height as per CPCB/ SPCB guidelines.	Point is noted and only Bagasse has been used as fuel in Boiler. In Bagasse, sulphur level is negligible in fuel.
vii	The D.G. sets shall be equipped with suitable pollution control devices and the adequate stack height so that the emissions are in conformity with the extant regulations and the guidelines in this regard.	Point is noted and complied.
viii	Storage of raw materials, coal etc shall be either stored in silos or in covered areas to prevent dust pollution and their other fugitive emissions.	This is Sugar Cane Crushing unit. Bagasse yard already provided which is adequate at expanded capacity also.
III	Water Quality Monitoring and Preservation	
i	For online continuous monitoring of effluent, the unit shall install web camera with night vision capability and flow meters in the channel/drain carrying effluent within the premises and connected to SPCB and CPCB online servers.	Continuous online monitoring system has been installed and connected to CPCB online server.
ii	Process effluent /any wastewater shall not be allowed to mix with storm water. The storm water from the premises shall be collected and discharged through a separate conveyance system.	Separate storm water drain has been provided. Storm water from the premises shall be collected and discharged.
iii	The effluent discharge shall conform to the standards prescribed under the Environment (Protection) Rules, 1986, or as specified by the State Pollution Control Board while granting Consent under the Air/Water Act, whichever is more stringent.	Point is noted and complied. Generation of waste water and discharge of treated waste water has been discharged as per UPPCB and CPCB norms.
iv	Total fresh water requirement shall not exceed	After expansion fresh water requirement is

Six Monthly Compliance Report of Environmental Clearance for Proposed Expansion of existing Sugar unit from 7000 TCD to 10000 TCD without change in existing co gen power capacity - 27.7 MW within existing industry premises at Village: Mansurpur, Tehsil: Khatauli, District: Muzaffarnagar (Uttar Pradesh) by M/s Dhampur Bio Organics Limited, (Unit: Mansurpur, Division: Sugar)	EC Compliance October, 2024 to March, 2025
--	---

	the proposed quantity or as specified by the Committee. Prior permission shall be obtained from the concerned regulatory authority/CGWA in this regard.	1750 KLD and same has been abstracted. Copy of NOC from UPGWD is enclosed as Annexure-4.
v	Generated effluent shall be treated in ETP and treated effluent shall conform the standard under the EP Act, 1986/CPCB/MoEFCC and treated water from ETP shall be used for irrigation.	This is sugar unit therefore; wastewater generated is being treated in ETP, which comprises of of Multi Bed Filter, Oil & Grease separator tank, Equalisation tank, Aeration tank with diffused aeration system, Clarifier, Sludge Drying Bed.
vi	The Company shall harvest rainwater from the roof tops of the buildings and storm water drains to recharge the ground water and utilize the same for different industrial operations within the plant.	Industry will construct 07 number of rain water harvesting pit within premises for rain water harvesting. Industry also adopted village pond to ensure artificial recharge of rain water.
IV	Noise Monitoring and Preservation	
i	Acoustic enclosure shall be provided to D.G. set for controlling the noise pollution.	Acoustic enclosure provided with DG set for controlling the noise pollution.
ii	The overall noise levels in and around the plant area shall be kept well within the standards by providing noise control measures including acoustic hoods, silencers, enclosures etc. on all sources of noise generation.	Acoustic enclosure and silencer provided for plant and machinery to reduce noise level. Ambient Noise Monitoring has been done. Test report enclosed as Annexure-3.
iii	The ambient noise levels should conform to the standards prescribed under E(P)A Rules, 1986 viz. 75 dB(A) during day time and 70 dB(A) during night time	Noise monitoring has been done and Test report enclosed as Annexure-3.
V	Energy Conservation Measures	
i	The energy sources for lighting purposes shall preferably be LED based.	The unit has preferred LED Lighting in the campus for proposed expansion.
VI	Waste Management	
i	Hazardous chemicals shall be stored in tanks, tank farms, drums, carboys etc. Flame arresters shall be provided on tank farm and the solvent transfer through pumps.	Hazardous chemical is being / shall be stored as per rules and guidelines under Manufacture, Storage and import of Hazardous Chemicals (MSIHC) Rules, 1989 as amended time to time.
ii	Process organic residue and spent carbon, if any, shall be sent to cement industries. ETP sludge, process inorganic & evaporation salt, if hazardous shall be disposed off to the TSDF.	No Process organic residue and spent carbon has been generated. ETP sludge is being provided to farmer and utilised as manure. Fly ash generated is provided to brick manufacturer.
iii	The company shall undertake waste minimization measures wherever feasible as	-

Six Monthly Compliance Report of Environmental Clearance for Proposed Expansion of existing Sugar unit from 7000 TCD to 10000 TCD without change in existing co gen power capacity - 27.7 MW within existing industry premises at Village: Mansurpur, Tehsil: Khatauli, District: Muzaffarnagar (Uttar Pradesh) by M/s Dhampur Bio Organics Limited, (Unit: Mansurpur, Division: Sugar)	EC Compliance October, 2024 to March, 2025
--	---

	below:	
a.	Metering and control of quantities of active ingredients to minimize waste.	The unit will metered all necessary flow points as per CPCB / UPPCB guidelines.
b.	Reuse of by-products from the process as raw materials or as raw material substitutes in other processes.	Treated water from ETP is being utilised in Process.
c.	Use of automated filling to minimize spillage.	Condition noted and complied.
d.	Use of Close Feed system into batch reactors.	Not applicable.
e.	Venting equipment through vapour recovery system.	Not applicable.
f.	Use of high-pressure hoses for equipment clearing to reduce wastewater generation.	Not applicable.
VII	Green Belt	
i.	Green belt shall be developed in an area equal to 33% of the plant area with a native tree species in accordance with CPCB guidelines. The greenbelt shall inter alia cover the entire periphery of the plant	33 % of total project land has been provided as Green Belt.
VIII	Safety, Public Hearing and Human Health Issues	
i	Emergency preparedness plan based on the Hazard identification and Risk Assessment (HIRA) and Disaster Management Plan shall be implemented.	Disaster management plan for project has been prepared and same implemented.
ii	The PP shall provide Personal Protection Equipment (PPE) as per the norms of Factory Act.	Personal Protection Equipment (PPE) like Goggles, safety boots, safety helmets etc. will provide as per the norms of Factory Act.
iii	Training shall be imparted to all employees on safety and health aspects of chemicals handling. Pre-employment and routine periodical medical examinations for all employees shall be undertaken on regular basis. Training to all employees on handling of chemicals shall be imparted.	Training has imparted to all concerning employees on safety and health aspects of chemicals handling.
iv	Provision shall be made for the housing of construction labour within the site with all necessary infrastructure and facilities such as fuel for cooking, mobile toilets, mobile STP, safe drinking water, medical health care, creche etc. The housing may be in the form of temporary structures to be removed after the	Necessary infrastructure and facilities such as fuel for cooking, mobile toilets, mobile STP, safe drinking water, medical health care, creche etc has provided to Construction labour.

Six Monthly Compliance Report of Environmental Clearance for Proposed Expansion of existing Sugar unit from 7000 TCD to 10000 TCD without change in existing co gen power capacity - 27.7 MW within existing industry premises at Village: Mansurpur, Tehsil: Khatauli, District: Muzaffarnagar (Uttar Pradesh) by M/s Dhampur Bio Organics Limited, (Unit: Mansurpur, Division: Sugar)	EC Compliance October, 2024 to March, 2025
--	---

	completion of the project.	
v	Occupational health surveillance of the workers shall be done on a regular basis and records maintained as per the Factories Act.	Occupation health surveillance of the workers is being done on a regular basis and records are maintained.
vi	There shall be adequate space inside the plant premises earmarked for parking of vehicles for raw materials and finished products, and no parking to be allowed outside on public places.	Sufficient parking has been provided.
IX	Corporate Environmental Responsibility	
i	The project proponent shall comply with the provisions contained in this Ministry's OM vide F.No. 22-65/2017-IA.III dated 1st May 2018, as applicable, regarding Corporate Environment Responsibility.	Point is noted and complied.
ii	The company shall have a well laid down environmental policy duly approve by the Board of Directors. The environmental policy should prescribe for standard operating procedures to have proper checks and balances and to bring into focus any infringements /deviation/violation of the environmental / forest /wildlife norms / conditions. The company shall have defined system of reporting infringements / deviation/ violation of the environmental/ forest / wildlife norms I conditions and / or shareholders / stake holders. The copy of the board resolution in this regard shall be submitted to the MoEF&CC as a part of six-monthly report.	The company is having an environmental policy duly approve by the Board of Directors.
iii	A separate Environmental Cell both at the project and company head quarter level, with qualified personnel shall be set up under the control of senior Executive, who will directly to the head of the organization.	The unit has organized an Environmental Cell to take care of all concerning stipulated conditions regarding environment.
iv	Action plan for implementing EMP and environmental conditions along with responsibility matrix of the company shall be prepared and shall be duly approved by competent authority. The year wise funds earmarked for environmental protection measures shall be kept in separate account and not to be diverted for any other purpose. Year wise progress of implementation of action	Point is noted and complied.

Six Monthly Compliance Report of Environmental Clearance for Proposed Expansion of existing Sugar unit from 7000 TCD to 10000 TCD without change in existing co gen power capacity - 27.7 MW within existing industry premises at Village: Mansurpur, Tehsil: Khatauli, District: Muzaffarnagar (Uttar Pradesh) by M/s Dhampur Bio Organics Limited, (Unit: Mansurpur, Division: Sugar)	EC Compliance October, 2024 to March, 2025
--	---

	plan shall be reported to the Ministry/Regional Office along with the Six-Monthly Compliance Report.	
v	Self-environmental audit shall be conducted annually. Every three years third party environmental audit shall be carried out.	Point is noted and complied.
X	Miscellaneous	
i	The project proponent shall make public the environmental clearance granted for their project along with the environmental conditions and safeguards at their cost by prominently advertising it at least in two local newspapers of the District or State, of which one shall be in the vernacular language within seven days and in addition this shall also be displayed in the project proponent's website permanently.	Point is noted and complied.
ii	The copies of the environmental clearance shall be submitted by the project proponents to the Heads of local bodies, Panchayats and Municipal Bodies in addition to the relevant offices of the Government who in turn has to display the same for 30 days from the date of receipt.	Point is noted and compliance.
iii	The project proponent shall upload the status of compliance of the stipulated environment clearance conditions, including results of monitored data on their website and update the same on half-yearly basis.	Condition noted and complied.
iv	The project proponent shall monitor the criteria pollutants level namely; PM ₁₀ , SO ₂ , NO _x (ambient levels as well as stack emissions) or critical sectoral parameters, indicated for the projects and display the same at a convenient location for disclosure to the public and put on the website of the company.	Online Monitoring System has provided at the outlet of ETP.
v	The project proponent shall submit six-monthly reports on the status of the compliance of the stipulated environmental conditions on the website of the ministry of Environment, Forest and Climate Change at environment clearance portal.	Condition noted and complied.
vi	The project proponent shall submit the environmental statement for each financial	Unit has submitted environmental statement in Form-V as per schedule.

Six Monthly Compliance Report of Environmental Clearance for Proposed Expansion of existing Sugar unit from 7000 TCD to 10000 TCD without change in existing co gen power capacity - 27.7 MW within existing industry premises at Village: Mansurpur, Tehsil: Khatauli, District: Muzaffarnagar (Uttar Pradesh) by M/s Dhampur Bio Organics Limited, (Unit: Mansurpur, Division: Sugar)	EC Compliance October, 2024 to March, 2025
--	---

	year in Form-V to the concerned State Pollution Control Board as prescribed under the Environment (Protection) Rules, 1986, as amended subsequently and put on the website of the company.	
vii	The project proponent shall inform the Regional Office as well as the Ministry, the date of financial closure and final approval of the project by the concerned authorities, commencing the land development work and start of production operation by the project.	Condition noted and complied.
viii	The project authorities must strictly adhere to the stipulations made by the State Pollution Control Board and the State Government.	Point is noted and complied.
ix	The project proponent shall abide by all the commitments and recommendations made in the EIA/EMP report, commitment made during Public Hearing and also that during their presentation to the Expert Appraisal Committee.	Condition noted and complied.
x	No further expansion or modifications in the plant shall be carried out without prior approval of the Ministry of Environment, Forests and Climate Change (MoEF&CC).	Point is noted and agreed.
xi	Concealing factual data or submission of false /fabricated data may result in revocation of this environmental clearance and attract action under the provisions of Environment (Protection) Act, 1986.	No any Concealing of factual data has been done.
xii	The Ministry may revoke or suspend the clearance, if implementation of any of the above conditions is not satisfactory.	Condition noted and agreed.
xiii	The Ministry reserves the right to stipulate additional conditions if found necessary.	Condition noted and agreed.
xiv	The Company in a time bound manner shall implement these conditions.	Condition noted and agreed.
xv	The Regional Office of this Ministry shall monitor compliance of the stipulated conditions. The project authorities should extend full cooperation to the officer (s) of the Regional Office by furnishing the requisite data /information/monitoring reports.	Condition noted and agreed.
xvi	The above conditions shall be enforced, inter-alia under the provisions of the Water	Condition noted and agreed.

Six Monthly Compliance Report of Environmental Clearance for Proposed Expansion of existing Sugar unit from 7000 TCD to 10000 TCD without change in existing co gen power capacity - 27.7 MW within existing industry premises at Village: Mansurpur, Tehsil: Khatauli, District: Muzaffarnagar (Uttar Pradesh) by M/s Dhampur Bio Organics Limited, (Unit: Mansurpur, Division: Sugar)	EC Compliance October, 2024 to March, 2025
--	---

	(Prevention & Control of Pollution) Act, 1974, the Air (Prevention & Control of Pollution) Act, 1981, the Environment (Protection) Act, 1986, Hazardous and Other Wastes (Management and Transboundary Movement) Rules, 2016 and the Public Liability Insurance Act, 1991 along with their amendments and Rules and any other orders passed by the Hon'ble Supreme Court of India / High Courts and any other Court of Law relating to the subject matter.	
xvii	Any appeal against this EC shall lie with the National Green Tribunal, if preferred, within a period of 30 days as prescribed under Section 16 of the National Green Tribunal Act, 2010.	Condition noted and agreed.

Six Monthly Compliance Report of Environmental Clearance for Proposed Expansion of existing Sugar unit from 7000 TCD to 10000 TCD without change in existing co gen power capacity - 27.7 MW within existing industry premises at Village: Mansurpur, Tehsil: Khatauli, District: Muzaffarnagar (Uttar Pradesh) by M/s Dhampur Bio Organics Limited, (Unit: Mansurpur, Division: Sugar)	EC Compliance October, 2024 to March, 2025
--	---

CHAPTER No. 03

DETAILS OF ENVIRONMENTAL MONITORING

3.1 AMBIENT AIR QUALITY MONITORING

3.1.1 Ambient air Quality Monitoring Stations

Ambient air quality monitoring has been carried out Near Project Site, Village: Sonta, Village: Ghasipura and Village: Purbalian to assess the ambient air quality. This will enable to have analytical understanding about air quality and the changes in the air environment in the study area with respect to the condition prevailing. The locations of the ambient air quality monitoring stations are given in **Table-3.1**: -

Table-3.1: Details of Ambient Air Quality Monitoring Stations

Sr. No	Location Code	Location Name/Description	Environmental Setting of surrounding	Date of Monitoring
1.	AAQ - 01	Near Project Site	Industrial	20.01.2025 to 21.01.2025
2.	AAQ - 02	Village: Sonta	Residential	20.01.2025 to 21.01.2025
3.	AAQ - 03	Village: Ghasipura	Residential	21.01.2025 to 22.01.2025
4.	AAQ - 04	Village: Purbalian	Residential	21.01.2025 to 22.01.2025

AAQ - 01: Near Project Site

The sampler was placed Near Project Site and was free from any obstructions. Surroundings of the sampling site represent industrial environmental setting.

AAQ - 02: Village: Sonta

The sampler was placed Village: Sonta and was free from any obstructions. Surroundings of the sampling site represent residential environmental setting.

AAQ - 03: Village: Ghasipura

The sampler was placed near the Village: Ghasipura and it was also free from any obstructions. Surroundings of the sampling site represent residential environment setting.

AAQ - 04: Village: Purbalian

The sampler was placed near the Village: Purbalian and it was also free from any obstructions. Surroundings of the sampling site represent residential environment setting.

3.1.2 Ambient Air Quality Monitoring Methodology

Monitoring was conducted in respect of the following parameters:

- Respirable Suspended Particulate Matter (PM₁₀)
- Fine Particulate Matter (PM_{2.5})
- Sulphur Dioxide (SO₂)
- Oxides of Nitrogen (NO_x)

Six Monthly Compliance Report of Environmental Clearance for Proposed Expansion of existing Sugar unit from 7000 TCD to 10000 TCD without change in existing co gen power capacity - 27.7 MW within existing industry premises at Village: Mansurpur, Tehsil: Khatauli, District: Muzaffarnagar (Uttar Pradesh) by M/s Dhampur Bio Organics Limited, (Unit: Mansurpur, Division: Sugar)	EC Compliance October, 2024 to March, 2025
--	---

The duration of sampling of PM₁₀, PM_{2.5}, SO₂ and NO_x was 24 hourly continuous sampling per day duration monitoring. The monitoring was conducted for one day at the location. This is to allow a comparison with the National Ambient Air Quality Standards.

The air samples were analyzed as per standard methods specified by Central Pollution Control Board (CPCB) and IS: 5182. The techniques used for ambient air quality monitoring and minimum detectable levels are given in **Table-3.2**.

Fine Particulate Sampler instruments have been used for monitoring Particulate Matter 2.5 (PM_{2.5} i.e. <2.5 microns), and Respirable Dust Sampler with gaseous sampling attachment was used for sampling Respirable fraction (<10 microns), gaseous pollutants like SO₂, and NO_x.

Table-3.2: Techniques used for Ambient Air Quality Monitoring

Sr. No	Parameter	Technique	Range of testing /limit of detection
1.	Respirable Suspended Particulate Matter (PM ₁₀)	Respirable Dust Sampler, with cyclone separator, Gravimetric Method	5.0 - 1200
2.	Fine Particulate Matter (PM _{2.5})	Fine Particulate Sampler, Gravimetric Method	2.0 - 500
3.	Sulphur dioxide	Modified West and Gaeke	5.0 - 1050
4.	Oxides of Nitrogen	Jacob & Hochheiser	6.0 - 750

3.1.3 Ambient Air Quality Monitoring Results Near Project Site

The detailed on-site monitoring results of PM_{2.5}, PM₁₀, SO₂ and NO_x are presented in **Table-3.3**.

Table-3.3: Ambient Air Quality Monitoring Results Near Project Site

Sr. No	Particulars	Protocol	Unit	Result	Range of testing /limit of detection	Standard as per NAAQS; dated 18/11/ 2009
1	Particulate matters size less than 10 µm (PM ₁₀)	IS: 5182 (Part-23): 2006 Reaffirmed: 2022	µg/m ³	90.4	5.0 - 1200	For 24 hour =100
2	Particulate matters size less than 2.5 µm (PM _{2.5})	IS: 5182 (Part-24): 2019	µg/m ³	55.21	2.0 - 500	For 24 hour =60
3	Sulphur Dioxides (SO ₂)	IS: 5182 (Part-02): 2001 Reaffirmed: 2022	µg/m ³	14.69	5.0 - 1050	For 24 hour =80
4	Oxides of nitrogen (NO _x)	IS: 5182 (Part-06): 2006 Reaffirmed: 2022	µg/m ³	20.55	6.0 - 750	For 24 hour =80

3.1.4 Ambient Air Quality Monitoring Results at Village: Sonta

The detailed on-site monitoring results of PM_{2.5}, PM₁₀, SO₂ and NO_x are presented in **Table-3.4**.

Six Monthly Compliance Report of Environmental Clearance for Proposed Expansion of existing Sugar unit from 7000 TCD to 10000 TCD without change in existing co gen power capacity - 27.7 MW within existing industry premises at Village: Mansurpur, Tehsil: Khatauli, District: Muzaffarnagar (Uttar Pradesh) by M/s Dhampur Bio Organics Limited, (Unit: Mansurpur, Division: Sugar)	EC Compliance October, 2024 to March, 2025
--	---

Table-3.4: Ambient Air Quality Monitoring Results at Village: Sonta

Sr. No	Particulars	Protocol	Unit	Result	Range of testing /limit of detection	Standard as per NAAQS; dated 18/11/ 2009
1	Particulate matters size less than 10 µm (PM ₁₀)	IS: 5182 (Part-23): 2006 Reaffirmed: 2022	µg/m ³	77.4	5.0 - 1200	For 24 hour =100
2	Particulate matters size less than 2.5 µm (PM _{2.5})	IS: 5182 (Part-24): 2019	µg/m ³	48.19	2.0 - 500	For 24 hour =60
3	Sulphur Dioxides (SO ₂)	IS: 5182 (Part-02): 2001 Reaffirmed: 2022	µg/m ³	12.66	5.0 - 1050	For 24 hour =80
4	Oxides of nitrogen (NO _x)	IS: 5182 (Part-06): 2006 Reaffirmed: 2022	µg/m ³	17.23	6.0 - 750	For 24 hour =80

3.1.5 Ambient Air Quality Monitoring Results at Village: Ghasipura

The detailed on-site monitoring results of PM_{2.5}, PM₁₀, SO₂ and NO_x are presented in **Table-3.5**.

Table-3.5: Ambient Air Quality Monitoring Results at Village: Ghasipura

Sr. No	Particulars	Protocol	Unit	Result	Range of testing /limit of detection	Standard as per NAAQS; dated 18/11/ 2009
1	Particulate matters size less than 10 µm (PM ₁₀)	IS: 5182 (Part-23): 2006 Reaffirmed: 2022	µg/m ³	77.4	5.0 - 1200	For 24 hour =100
2	Particulate matters size less than 2.5 µm (PM _{2.5})	IS: 5182 (Part-24): 2019	µg/m ³	46.98	2.0 - 500	For 24 hour =60
3	Sulphur Dioxides (SO ₂)	IS: 5182 (Part-02): 2001 Reaffirmed: 2022	µg/m ³	12.36	5.0 - 1050	For 24 hour =80
4	Oxides of nitrogen (NO _x)	IS: 5182 (Part-06): 2006 Reaffirmed: 2022	µg/m ³	17.48	6.0 - 750	For 24 hour =80

3.1.6 Ambient Air Quality Monitoring Results at Village: Purbalian

The detailed on-site monitoring results of PM_{2.5}, PM₁₀, SO₂ and NO_x are presented in **Table-3.6**.

Table-3.6: Ambient Air Quality Monitoring Results at Village: Purbalian

Sr. No	Particulars	Protocol	Unit	Result	Range of testing /limit of detection	Standard as per NAAQS; dated 18/11/ 2009
1	Particulate matters size less than 10 µm (PM ₁₀)	IS: 5182 (Part-23): 2006 Reaffirmed: 2022	µg/m ³	80.6	5.0 - 1200	For 24 hour =100
2	Particulate matters size less than 2.5 µm (PM _{2.5})	IS: 5182 (Part-24): 2019	µg/m ³	48.96	2.0 - 500	For 24 hour =60
3	Sulphur Dioxides (SO ₂)	IS: 5182 (Part-02): 2001 Reaffirmed: 2022	µg/m ³	11.45	5.0 - 1050	For 24 hour =80
4	Oxides of nitrogen (NO _x)	IS: 5182 (Part-06): 2006 Reaffirmed: 2022	µg/m ³	17.20	6.0 - 750	For 24 hour =80

3.1.7 Discussion on Ambient Air Quality in the Study Area

The value of PM₁₀ at Ambient Air Monitoring Station No: 1, 2, 3 & 4 are 90.4 µg/m³, 77.4 µg/m³, 77.4 µg/m³ & 80.6 µg/m³ respectively which were within permissible limit of 100 µg/m³ and PM_{2.5} levels are 55.21 µg/m³ at Near Project Site, 48.19 µg/m³ at Village: Sonta, 46.98 µg/m³ at Village: Ghasipura and 48.96 µg/m³ at Village: Purbalian, were also observed within permissible limit of 60 µg/m³ (for residential, rural and other areas as stipulated in the National Ambient Air Quality Standards). SO₂ ranges between 11.45 µg/m³ to 14.69 µg/m³ and NO_x ranges between 17.20 µg/m³ to 20.55 µg/m³ was also observed within the corresponding stipulated limits (Limit for SO₂ and NO_x; 80 µg/m³) at all of the 04 monitoring locations. Station wise variation of ambient air quality parameters has been graphically shown in **Figure-3.1 to 3.4**.

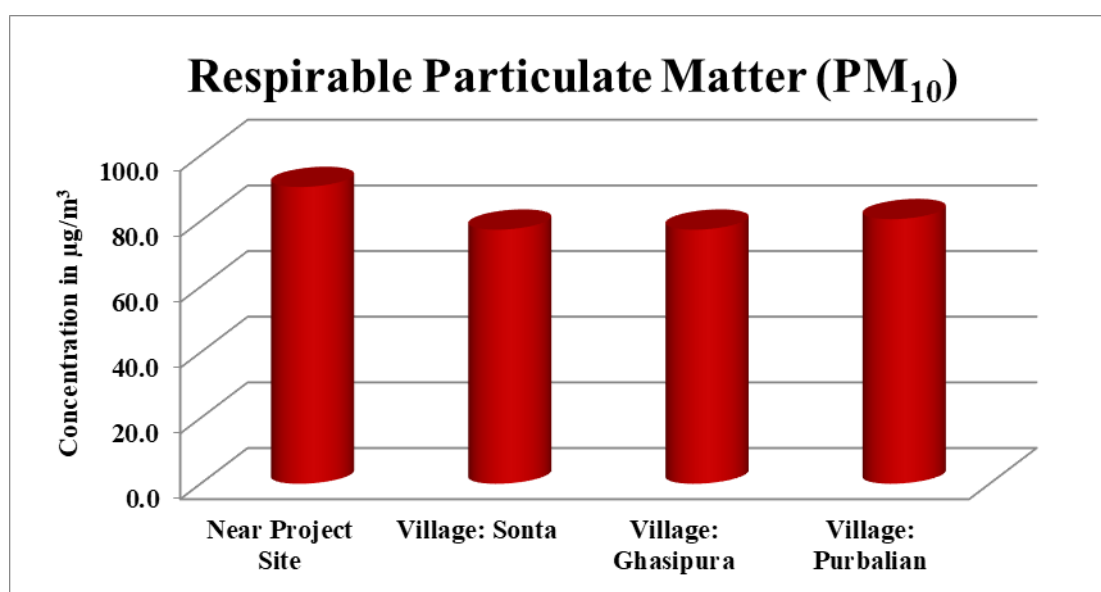


Figure-3.1: Graphs Showing PM₁₀ Concentration at all sites

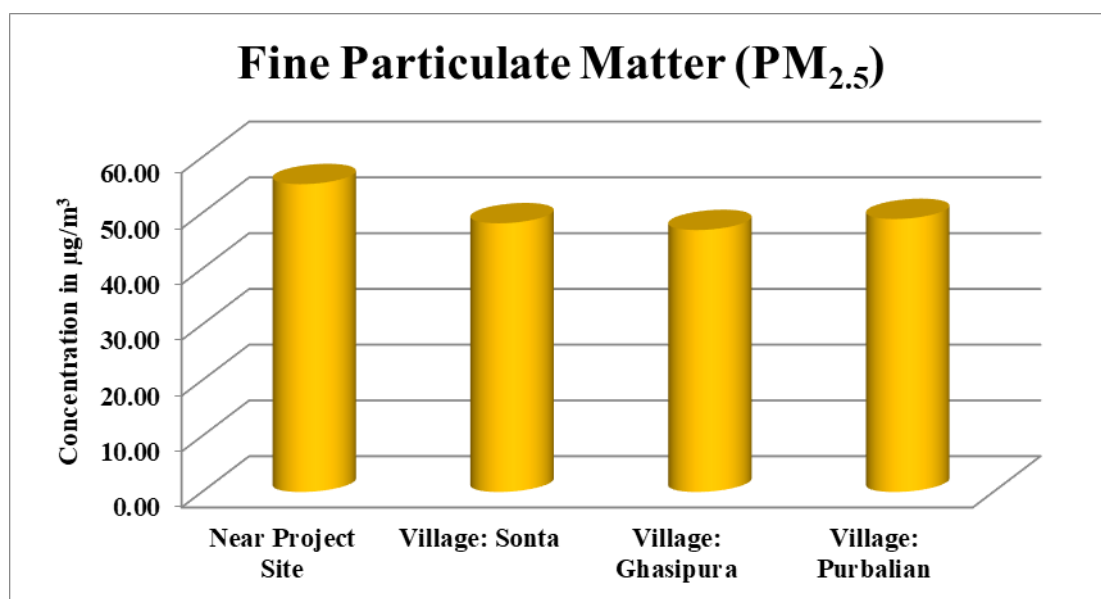


Figure-3.2: Graphs Showing PM_{2.5} Concentration at all sites

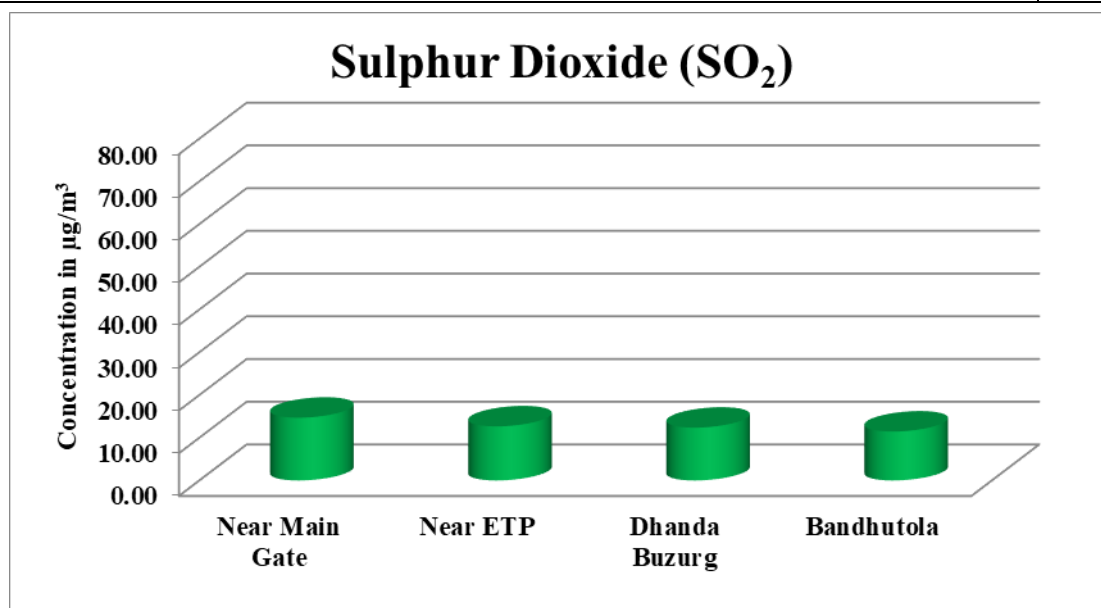


Figure-3.3: Graphs Showing SO₂ Concentration at all sites

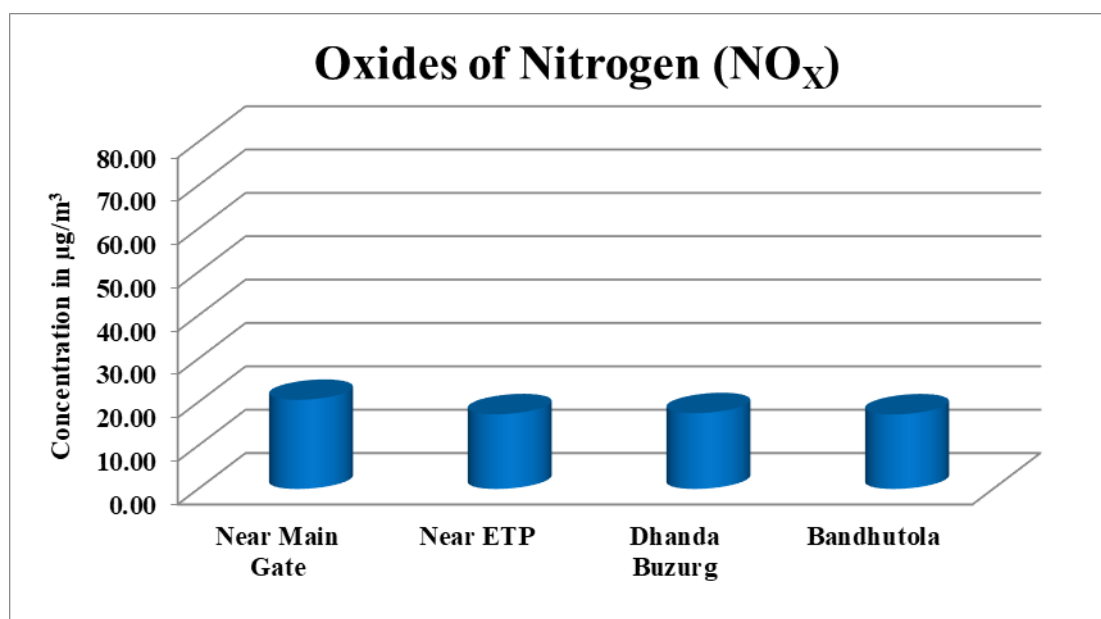


Figure-3.4: Graphs Showing NO_x Concentration at all sites

3.2 STACK EMISSION MONITORING

Stack Emission monitoring was carried out by EPA approved Laboratory on date 27.01.2025, for stack attached with 90.0 & 100 TPH boilers (Bag filters is used as Air Pollution Control Device with a stack height of 60.0 meter).

3.2.1 Stack Emission Monitoring Methodology

Monitoring was conducted in respect of the following parameters:

- Particulate Matter (PM)

The Method used for Stack Emission monitoring and range of testing with CPCB standard are given in **Table-3.7**

Six Monthly Compliance Report of Environmental Clearance for Proposed Expansion of existing Sugar unit from 7000 TCD to 10000 TCD without change in existing co gen power capacity - 27.7 MW within existing industry premises at Village: Mansurpur, Tehsil: Khatauli, District: Muzaffarnagar (Uttar Pradesh) by M/s Dhampur Bio Organics Limited, (Unit: Mansurpur, Division: Sugar)	EC Compliance October, 2024 to March, 2025
--	---

Table-3.7:

Details of Stack Emission Monitoring Results

Sr. No.	Parameter	Unit	Protocol	Result	Range of Testing/ Limit of Detection	Standard (as per CPCB)
1	Particulate Matter	mg/Nm ³	IS: 11255 (Part-1): 1985 Reaffirmed: 2019	83.6	2.0 - 1000	150
2	Particulate Matter	mg/Nm ³	IS: 11255 (Part-1): 1985 Reaffirmed: 2019	76.2	2.0 - 1000	150

3.3 AMBIENT NOISE MONITORING

3.3.1 Ambient Noise Monitoring Locations

The main objective of noise monitoring in the study area is to assess the present ambient noise levels near project site due to various industrial activities and increased vehicular movement. A preliminary reconnaissance survey has been undertaken to identify the major noise generating sources in the area. Ambient noise monitoring was conducted at 01 location as given in **Table-3.8**.

Table-3.8: Details of Ambient Noise Monitoring Stations

Sr. No	Location Code	Location name and description	Date of Monitoring
1.	NQ - 01	Near Project Site	21/01/2025 to 22/01/2025

3.3.2 Methodology of Noise Monitoring

Noise levels were measured using sound level meter. Noise level monitoring was carried out continuously for 24-hours with one-hour interval starting at 06:00 hrs to 06:00 hrs next day. The noise levels were monitored on working days only. During each hour Leq were directly computed by the instrument based on the sound pressure levels. Monitoring was carried out at 'A' response.

3.3.3 Ambient Noise Monitoring Results

The location wise ambient noise monitoring results is summarized in **Table-3.9**. The noise levels are graphically presented in **Figure-3.5**.

Table-3.9: Ambient Noise Monitoring Results

Ambient Noise Level				
Sr. No.	Parameter	Unit	Results Day Time (06:00 AM - 10:00 PM)	Results Night Time (10:00 PM - 06:00 AM)
1	Equivalent sound level	dB(A)	60.28	51.30

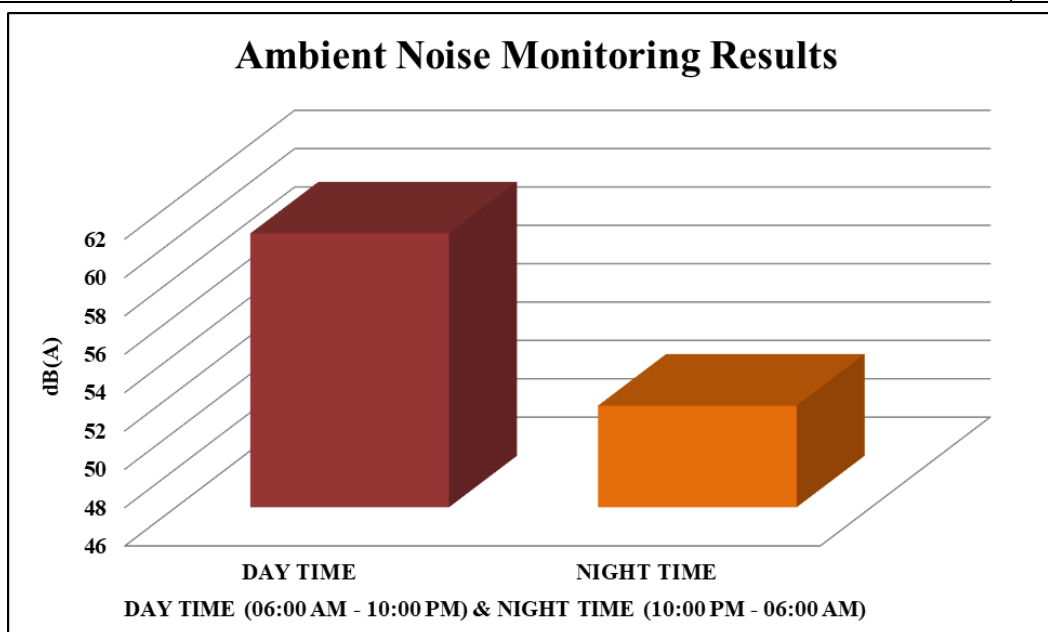


Figure-3.5: Day and Night Time noise Level Near Project Site

Noise Standards as per CPCB Schedule rule 3(1) and 4(1)			
Area Code	Category of Area/ Zone	Limits in dB(A) Leq	
		Day Time	Night Time
A	Industrial Area	75	70
B	Commercial Area	65	55
C	Residential Area	55	45
D	Silence Zone	50	40

3.3.4 Discussion on Ambient Noise Levels in the Study Area

Day Time Noise Levels (L_{day}):

The day time noise level at monitoring station was found 60.28 dB(A), which is within limits prescribed for industrial area i.e. 75 db (A).

Night Time Noise Levels (L_{night}):

The night time noise level at monitoring station was found 51.30 dB(A), which is within limit prescribed for industrial area i.e. 70 dB (A).

3.4 GROUND WATER QUALITY MONITORING

3.4.1 Ground water Quality Monitoring Locations

Keeping in view the importance of ground water, sample of ground water was collected from the project site for the assessment of impacts of the project on the groundwater quality.

Water sample was collected from the project site. The sample was analyzed for various parameters to compare with the standards for Ground water as per IS: 10500 for Groundwater sources. The details of water sampling locations are given in **Table-3.10**.

Six Monthly Compliance Report of Environmental Clearance for Proposed Expansion of existing Sugar unit from 7000 TCD to 10000 TCD without change in existing co gen power capacity - 27.7 MW within existing industry premises at Village: Mansurpur, Tehsil: Khatauli, District: Muzaffarnagar (Uttar Pradesh) by M/s Dhampur Bio Organics Limited, (Unit: Mansurpur, Division: Sugar)	EC Compliance October, 2024 to March, 2025
--	---

Table-3.10: Details of Water Quality Monitoring Station

Sr. No	Location Code	Location name and description	Date of Monitoring
1.	GW - 01	Borewell water	18 th October, 2024
2.	GW - 01	Borewell water	21 st November, 2024
3.	GW - 01	Borewell water	24 th December, 2024
4.	GW - 01	Borewell water	22 th January, 2025
5.	GW - 01	Borewell water	18 th February, 2025
6.	GW - 01	Borewell water	19 th March, 2025

3.4.2 Methodology of ground water Quality Monitoring

Sampling of ground water was carried out on 18.10.2024, 21.11.2024, 24.12.2024, 22.01.2025, 18.02.2025 and 19.03.2025. Samples were collected as grab sample and sampling forms are filled in as per the sampling plan. The preservative sample were properly added to preserve as per standard operating procedures (SOP) and stored immediately in ice boxes, which were ensured for appropriate temperatures. **Sample for chemical analysis was collected in polyethylene carboys. Sample collected for metal content were acidified to <2 pH with 1 ml HNO₃. A sample for bacteriological analysis was collected in sterilized glass bottles.**

Soon after the completion of sampling, chain of custody sheets for the samples are filled in and then they were transported by road to Environmental & Technical Research Centre, Lucknow for further analysis. Proper care was taken during packing and transportation of samples. All the samples reached the central laboratory within the holding times for different parameters. After ensuring the same the samples were forwarded immediately for analysis.

The samples were analyzed as per the standard procedures specified in 'Standard Methods for the Examination of Water and Wastewater' published by American Public Health Association (APHA) and CPCB. The analytical techniques and the test methods adopted for testing of ground water are given in **Table-3.11 to Table-3.16.**

3.4.3 Ground water Quality Monitoring Results

The detailed Ground water quality monitoring results are presented in **Table-3.11 to Table-3.16.**

Six Monthly Compliance Report of Environmental Clearance for Proposed Expansion of existing Sugar unit from 7000 TCD to 10000 TCD without change in existing co gen power capacity - 27.7 MW within existing industry premises at Village: Mansurpur, Tehsil: Khatauli, District: Muzaffarnagar (Uttar Pradesh) by M/s Dhampur Bio Organics Limited, (Unit: Mansurpur, Division: Sugar)	EC Compliance October, 2024 to March, 2025
--	---

Table-3.11: Ground water Quality Results at Borewell water (October, 2024)

Sr. No	Test Parameter	Unit	Protocol/ Test Method	Result	Range of testing /limit of detection	Indian Standard 10500: 2012	
						Desirable	Permissible
Physico-chemical Parameters							
1	Colour	Hazen	IS: 3025 (Part-04): 2021	<5.0	5 - 30	5	15
2	Odour	-	IS: 3025 (Part-05): 2018	Agreeable	Qualitative	Agreeable	Agreeable
3	pH	-	APHA 24 th Ed. 2023 - 4500 H ⁺	7.4	1 - 14	6.5-8.5	No Relaxation
4	Turbidity	NTU	APHA 24 th Ed. 2023 - 2130 B	<2.0	2 - 40	1	5
5	Total Dissolved Solids (TDS)	mg/l	APHA 24 th Ed. 2023 - 2552 A+B	386.4	10 - 5000	500	2000
6	Ammonia (as total ammonia-N)	mg/l	IS: 3025 (Part-16): 2023	<0.5	0.5 - 2.0	0.5	No Relaxation
7	Anionic Detergents (as MBAS)	mg/l	APHA 24 th Ed. 2023 - 4500-NH ₃ F	<0.05	0.05 - 0.5	0.2	1.0
8	Calcium as Ca	mg/l	APHA 24 th Ed. 2023 - 5540 C	52.8	2.0 - 600	75	200
9	Magnesium as Mg	mg/l	IS: 3025 (Part-40): 1991 Reaffirmed: 2019	29.16	0.1 - 200	30	100
10	Chloride as Cl	mg/l	APHA 24 th Ed. 2023 - 3500 Mg, B	26.0	2.0 - 2000	250	1000
11	Fluoride as F	mg/l	APHA 24 th Ed. 2023 - 4500-Cl ⁻ B	0.37	0.02 - 5.0	1.0	1.5
12	Free Residual Chlorine	mg/l	APHA 24 th Ed. 2023 - 4500 F ⁻ C	<0.1	0.1 - 5.0	0.2	1.0
13	Nitrate as NO ₃	mg/l	IS: 3025 (Part-26): 1986 Reaffirmed: 2019	<1.0	1.0 - 70	45	No Relaxation
14	Phenolic Compound (as C ₆ H ₅ OH)	mg/l	IS: 3025 (Part-34): 1986 Reaffirmed: 2019	<0.001	0.001 - 0.005	0.001	0.002
15	Sulphate as SO ₄	mg/l	APHA 24 th Ed. 2023 - 5530 C	30.0	1.0 - 500	200	400
16	Alkalinity as CaCO ₃	mg/l	APHA 24 th Ed. 2023 - 4500- SO ₄ ²⁻	276.0	2.0 - 1000	200	600
17	Total Hardness as CaCO ₃	mg/l	APHA 24 th Ed. 2023 - 2320 B	252.0	5.0 - 800	200	600
18	Aluminium as Al	mg/l	APHA 24 th Ed. 2023 - 2340 C	<0.015	0.015 - 5.0	0.03	0.2
19	Boron as B	mg/l	APHA 24 th Ed. 2023 - 3120 B (ICP-OES)	<0.05	0.05 - 2.0	0.5	1.0
20	Copper as Cu	mg/l	APHA 24 th Ed. 2023 - 3120 B (ICP-OES)	<0.03	0.03 - 10	0.05	1.5
21	Iron as Fe	mg/l	APHA 24 th Ed. 2023 - 3120 B (ICP-OES)	0.14	0.05 - 20	0.3	No Relaxation
22	Manganese as Mn	mg/l	APHA 24 th Ed. 2023 - 3120 B (ICP-OES)	0.03	0.02 - 5.0	0.1	0.3
23	Zinc as Zn	mg/l	APHA 24 th Ed. 2023 - 3120 B (ICP-OES)	0.62	0.05 - 15	5	15
24	Cadmium as Cd	mg/l	APHA 24 th Ed. 2023 - 3120 B (ICP-OES)	<0.003	0.003 - 2.0	0.003	No Relaxation
25	Lead as Pb	mg/l	APHA 24 th Ed. 2023 - 3120 B (ICP-OES)	<0.01	0.01 - 10	0.01	No Relaxation
26	Mercury as Hg	µg/l	APHA 24 th Ed. 2023 - 3112 B	<0.5	0.5 - 1000	1.0	No Relaxation
27	Nickel as Ni	mg/l	APHA 24 th Ed. 2023 - 3120 B (ICP-OES)	<0.02	0.02 - 5.0	0.02	No Relaxation
28	Arsenic as As	mg/l	APHA 24 th Ed. 2023 - 3120 B (ICP-OES)	<0.02	0.02 - 2	0.01	0.05
29	Total Chromium	mg/l	APHA 24 th Ed. 2023 - 3120 B (ICP-OES)	<0.03	0.03 - 5.0	0.05	No Relaxation
Microbiological Parameters							
30	<i>E. coli</i>	MPN/ 100 ml	IS: 1622 - 1981 Reaffirmed: 2019	Absent	1.8 - 1600	Shall not be detected in any 100 ml sample	
31	<i>T. coli</i>	MPN/ 100 ml	IS: 1622 - 1981 Reaffirmed: 2019	Absent	1.8 - 1600	Shall not be detected in any 100 ml sample	

Six Monthly Compliance Report of Environmental Clearance for Proposed Expansion of existing Sugar unit from 7000 TCD to 10000 TCD without change in existing co gen power capacity - 27.7 MW within existing industry premises at Village: Mansurpur, Tehsil: Khatauli, District: Muzaffarnagar (Uttar Pradesh) by M/s Dhampur Bio Organics Limited, (Unit: Mansurpur, Division: Sugar)	EC Compliance October, 2024 to March, 2025
--	---

Table-3.12: Ground water Quality Results at Borewell water (November, 2024)

Sr. No	Test Parameter	Unit	Protocol/ Test Method	Result	Range of testing /limit of detection	Indian Standard 10500: 2012	
						Desirable	Permissible
Physico-chemical Parameters							
1	Colour	Hazen	IS: 3025 (Part-04): 2021	<5.0	5 - 30	5	15
2	Odour	-	IS: 3025 (Part-05): 2018	Agreeable	Qualitative	Agreeable	Agreeable
3	pH	-	APHA 24 th Ed. 2023 - 4500 H ⁺	7.5	1 - 14	6.5-8.5	No Relaxation
4	Turbidity	NTU	APHA 24 th Ed. 2023 - 2130 B	<2.0	2 - 40	1	5
5	Total Dissolved Solids (TDS)	mg/l	APHA 24 th Ed. 2023 - 2552 A+B	376.0	10 - 5000	500	2000
6	Ammonia (as total ammonia-N)	mg/l	IS: 3025 (Part-16): 2023	<0.5	0.5 - 2.0	0.5	No Relaxation
7	Anionic Detergents (as MBAS)	mg/l	APHA 24 th Ed. 2023 - 4500-NH ₃ F	<0.05	0.05 - 0.5	0.2	1.0
8	Calcium as Ca	mg/l	APHA 24 th Ed. 2023 - 5540 C	51.2	2.0 - 600	75	200
9	Magnesium as Mg	mg/l	IS: 3025 (Part-40): 1991 Reaffirmed: 2019	31.10	0.1 - 200	30	100
10	Chloride as Cl	mg/l	APHA 24 th Ed. 2023 - 3500 Mg, B	22.0	2.0 - 2000	250	1000
11	Fluoride as F	mg/l	APHA 24 th Ed. 2023 - 4500-Cl B	0.36	0.02 - 5.0	1.0	1.5
12	Free Residual Chlorine	mg/l	APHA 24 th Ed. 2023 - 4500 F ⁻ C	<0.1	0.1 - 5.0	0.2	1.0
13	Nitrate as NO ₃	mg/l	IS: 3025 (Part-26): 1986 Reaffirmed: 2019	<1.0	1.0 - 70	45	No Relaxation
14	Phenolic Compound (as C ₆ H ₅ OH)	mg/l	IS: 3025 (Part-34): 1986 Reaffirmed: 2019	<0.001	0.001 - 0.005	0.001	0.002
15	Sulphate as SO ₄	mg/l	APHA 24 th Ed. 2023 - 5530 C	28.0	1.0 - 500	200	400
16	Alkalinity as CaCO ₃	mg/l	APHA 24 th Ed. 2023 - 4500- SO ₄ ²⁻	284.0	2.0 - 1000	200	600
17	Total Hardness as CaCO ₃	mg/l	APHA 24 th Ed. 2023 - 2320 B	256.0	5.0 - 800	200	600
18	Aluminium as Al	mg/l	APHA 24 th Ed. 2023 - 2340 C	<0.015	0.015 - 5.0	0.03	0.2
19	Boron as B	mg/l	APHA 24 th Ed. 2023 - 3120 B (ICP-OES)	<0.05	0.05 - 2.0	0.5	1.0
20	Copper as Cu	mg/l	APHA 24 th Ed. 2023 - 3120 B (ICP-OES)	<0.03	0.03 - 10	0.05	1.5
21	Iron as Fe	mg/l	APHA 24 th Ed. 2023 - 3120 B (ICP-OES)	0.29	0.05 - 20	0.3	No Relaxation
22	Manganese as Mn	mg/l	APHA 24 th Ed. 2023 - 3120 B (ICP-OES)	0.04	0.02 - 5.0	0.1	0.3
23	Zinc as Zn	mg/l	APHA 24 th Ed. 2023 - 3120 B (ICP-OES)	0.45	0.05 - 15	5	15
24	Cadmium as Cd	mg/l	APHA 24 th Ed. 2023 - 3120 B (ICP-OES)	<0.003	0.003 - 2.0	0.003	No Relaxation
25	Lead as Pb	mg/l	APHA 24 th Ed. 2023 - 3120 B (ICP-OES)	<0.01	0.01 - 10	0.01	No Relaxation
26	Mercury as Hg	µg/l	APHA 24 th Ed. 2023 - 3112 B	<0.5	0.5 - 1000	1.0	No Relaxation
27	Nickel as Ni	mg/l	APHA 24 th Ed. 2023 - 3120 B (ICP-OES)	<0.02	0.02 - 5.0	0.02	No Relaxation
28	Arsenic as As	mg/l	APHA 24 th Ed. 2023 - 3120 B (ICP-OES)	<0.02	0.02 - 2	0.01	0.05
29	Total Chromium	mg/l	APHA 24 th Ed. 2023 - 3120 B (ICP-OES)	<0.03	0.03 - 5.0	0.05	No Relaxation
Microbiological Parameters							
30	<i>E. coli</i>	MPN/ 100 ml	IS: 1622 - 1981 Reaffirmed: 2019	Absent	1.8 - 1600	Shall not be detected in any 100 ml sample	
31	<i>T. coli</i>	MPN/ 100 ml	IS: 1622 - 1981 Reaffirmed: 2019	Absent	1.8 - 1600	Shall not be detected in any 100 ml sample	

Six Monthly Compliance Report of Environmental Clearance for Proposed Expansion of existing Sugar unit from 7000 TCD to 10000 TCD without change in existing co gen power capacity - 27.7 MW within existing industry premises at Village: Mansurpur, Tehsil: Khatauli, District: Muzaffarnagar (Uttar Pradesh) by M/s Dhampur Bio Organics Limited, (Unit: Mansurpur, Division: Sugar)	EC Compliance October, 2024 to March, 2025
--	---

Table-3.13: Ground water Quality Results at Borewell water (December, 2024)

Sr. No	Test Parameter	Unit	Protocol/ Test Method	Result	Range of testing /limit of detection	Indian Standard 10500: 2012	
						Desirable	Permissible
Physico-chemical Parameters							
1	Colour	Hazen	IS: 3025 (Part-04): 2021	<5.0	5 - 30	5	15
2	Odour	-	IS: 3025 (Part-05): 2018	Agreeable	Qualitative	Agreeable	Agreeable
3	pH	-	APHA 24 th Ed. 2023 - 4500 H ⁺	7.4	1 - 14	6.5-8.5	No Relaxation
4	Turbidity	NTU	APHA 24 th Ed. 2023 - 2130 B	<2.0	2 - 40	1	5
5	Total Dissolved Solids (TDS)	mg/l	APHA 24 th Ed. 2023 - 2552 A+B	380.2	10 - 5000	500	2000
6	Ammonia (as total ammonia-N)	mg/l	IS: 3025 (Part-16): 2023	<0.5	0.5 - 2.0	0.5	No Relaxation
7	Anionic Detergents (as MBAS)	mg/l	APHA 24 th Ed. 2023 - 4500-NH ₃ F	<0.05	0.05 - 0.5	0.2	1.0
8	Calcium as Ca	mg/l	APHA 24 th Ed. 2023 - 5540 C	54.4	2.0 - 600	75	200
9	Magnesium as Mg	mg/l	IS: 3025 (Part-40): 1991 Reaffirmed: 2019	25.27	0.1 - 200	30	100
10	Chloride as Cl	mg/l	APHA 24 th Ed. 2023 - 3500 Mg, B	26.0	2.0 - 2000	250	1000
11	Fluoride as F	mg/l	APHA 24 th Ed. 2023 - 4500-Cl B	0.40	0.02 - 5.0	1.0	1.5
12	Free Residual Chlorine	mg/l	APHA 24 th Ed. 2023 - 4500 F ⁻ C	<0.1	0.1 - 5.0	0.2	1.0
13	Nitrate as NO ₃	mg/l	IS: 3025 (Part-26): 1986 Reaffirmed: 2019	<1.0	1.0 - 70	45	No Relaxation
14	Phenolic Compound (as C ₆ H ₅ OH)	mg/l	IS: 3025 (Part-34): 1986 Reaffirmed: 2019	<0.001	0.001 - 0.005	0.001	0.002
15	Sulphate as SO ₄	mg/l	APHA 24 th Ed. 2023 - 5530 C	24.0	1.0 - 500	200	400
16	Alkalinity as CaCO ₃	mg/l	APHA 24 th Ed. 2023 - 4500- SO ₄ ²⁻	268.0	2.0 - 1000	200	600
17	Total Hardness as CaCO ₃	mg/l	APHA 24 th Ed. 2023 - 2320 B	240.0	5.0 - 800	200	600
18	Aluminium as Al	mg/l	APHA 24 th Ed. 2023 - 2340 C	<0.015	0.015 - 5.0	0.03	0.2
19	Boron as B	mg/l	APHA 24 th Ed. 2023 - 3120 B (ICP-OES)	<0.05	0.05 - 2.0	0.5	1.0
20	Copper as Cu	mg/l	APHA 24 th Ed. 2023 - 3120 B (ICP-OES)	<0.03	0.03 - 10	0.05	1.5
21	Iron as Fe	mg/l	APHA 24 th Ed. 2023 - 3120 B (ICP-OES)	0.12	0.05 - 20	0.3	No Relaxation
22	Manganese as Mn	mg/l	APHA 24 th Ed. 2023 - 3120 B (ICP-OES)	0.05	0.02 - 5.0	0.1	0.3
23	Zinc as Zn	mg/l	APHA 24 th Ed. 2023 - 3120 B (ICP-OES)	0.58	0.05 - 15	5	15
24	Cadmium as Cd	mg/l	APHA 24 th Ed. 2023 - 3120 B (ICP-OES)	<0.003	0.003 - 2.0	0.003	No Relaxation
25	Lead as Pb	mg/l	APHA 24 th Ed. 2023 - 3120 B (ICP-OES)	<0.01	0.01 - 10	0.01	No Relaxation
26	Mercury as Hg	µg/l	APHA 24 th Ed. 2023 - 3112 B	<0.5	0.5 - 1000	1.0	No Relaxation
27	Nickel as Ni	mg/l	APHA 24 th Ed. 2023 - 3120 B (ICP-OES)	<0.02	0.02 - 5.0	0.02	No Relaxation
28	Arsenic as As	mg/l	APHA 24 th Ed. 2023 - 3120 B (ICP-OES)	<0.02	0.02 - 2	0.01	0.05
29	Total Chromium	mg/l	APHA 24 th Ed. 2023 - 3120 B (ICP-OES)	<0.03	0.03 - 5.0	0.05	No Relaxation
Microbiological Parameters							
30	<i>E. coli</i>	MPN/ 100 ml	IS: 1622 - 1981 Reaffirmed: 2019	Absent	1.8 - 1600	Shall not be detected in any 100 ml sample	
31	<i>T. coli</i>	MPN/ 100 ml	IS: 1622 - 1981 Reaffirmed: 2019	Absent	1.8 - 1600	Shall not be detected in any 100 ml sample	

Six Monthly Compliance Report of Environmental Clearance for Proposed Expansion of existing Sugar unit from 7000 TCD to 10000 TCD without change in existing co gen power capacity - 27.7 MW within existing industry premises at Village: Mansurpur, Tehsil: Khatauli, District: Muzaffarnagar (Uttar Pradesh) by M/s Dhampur Bio Organics Limited, (Unit: Mansurpur, Division: Sugar)	EC Compliance October, 2024 to March, 2025
--	---

Table-3.14: Ground water Quality Results at Borewell water (January, 2025)

Sr. No	Test Parameter	Unit	Protocol/ Test Method	Result	Range of testing /limit of detection	Indian Standard 10500: 2012	
						Desirable	Permissible
Physico-chemical Parameters							
1	Colour	Hazen	IS: 3025 (Part-04): 2021	<5.0	5 - 30	5	15
2	Odour	-	IS: 3025 (Part-05): 2018	Agreeable	Qualitative	Agreeable	Agreeable
3	pH	-	APHA 24 th Ed. 2023 - 4500 H ⁺	7.4	1 - 14	6.5-8.5	No Relaxation
4	Turbidity	NTU	APHA 24 th Ed. 2023 - 2130 B	<2.0	2 - 40	1	5
5	Total Dissolved Solids (TDS)	mg/l	APHA 24 th Ed. 2023 - 2552 A+B	374.4	10 - 5000	500	2000
6	Ammonia (as total ammonia-N)	mg/l	IS: 3025 (Part-16): 2023	<0.5	0.5 - 2.0	0.5	No Relaxation
7	Anionic Detergents (as MBAS)	mg/l	APHA 24 th Ed. 2023 - 4500-NH ₃ F	<0.05	0.05 - 0.5	0.2	1.0
8	Calcium as Ca	mg/l	APHA 24 th Ed. 2023 - 5540 C	49.6	2.0 - 600	75	200
9	Magnesium as Mg	mg/l	IS: 3025 (Part-40): 1991 Reaffirmed: 2019	27.21	0.1 - 200	30	100
10	Chloride as Cl	mg/l	APHA 24 th Ed. 2023 - 3500 Mg, B	28.0	2.0 - 2000	250	1000
11	Fluoride as F	mg/l	APHA 24 th Ed. 2023 - 4500-Cl ⁻ B	0.32	0.02 - 5.0	1.0	1.5
12	Free Residual Chlorine	mg/l	APHA 24 th Ed. 2023 - 4500 F ⁻ C	<0.1	0.1 - 5.0	0.2	1.0
13	Nitrate as NO ₃	mg/l	IS: 3025 (Part-26): 1986 Reaffirmed: 2019	<1.0	1.0 - 70	45	No Relaxation
14	Phenolic Compound (as C ₆ H ₅ OH)	mg/l	IS: 3025 (Part-34): 1986 Reaffirmed: 2019	<0.001	0.001 - 0.005	0.001	0.002
15	Sulphate as SO ₄	mg/l	APHA 24 th Ed. 2023 - 5530 C	32.0	1.0 - 500	200	400
16	Alkalinity as CaCO ₃	mg/l	APHA 24 th Ed. 2023 - 4500- SO ₄ ²⁻	268.0	2.0 - 1000	200	600
17	Total Hardness as CaCO ₃	mg/l	APHA 24 th Ed. 2023 - 2320 B	236.0	5.0 - 800	200	600
18	Aluminium as Al	mg/l	APHA 24 th Ed. 2023 - 2340 C	<0.015	0.015 - 5.0	0.03	0.2
19	Boron as B	mg/l	APHA 24 th Ed. 2023 - 3120 B (ICP-OES)	<0.05	0.05 - 2.0	0.5	1.0
20	Copper as Cu	mg/l	APHA 24 th Ed. 2023 - 3120 B (ICP-OES)	<0.03	0.03 - 10	0.05	1.5
21	Iron as Fe	mg/l	APHA 24 th Ed. 2023 - 3120 B (ICP-OES)	0.11	0.05 - 20	0.3	No Relaxation
22	Manganese as Mn	mg/l	APHA 24 th Ed. 2023 - 3120 B (ICP-OES)	0.02	0.02 - 5.0	0.1	0.3
23	Zinc as Zn	mg/l	APHA 24 th Ed. 2023 - 3120 B (ICP-OES)	0.40	0.05 - 15	5	15
24	Cadmium as Cd	mg/l	APHA 24 th Ed. 2023 - 3120 B (ICP-OES)	<0.003	0.003 - 2.0	0.003	No Relaxation
25	Lead as Pb	mg/l	APHA 24 th Ed. 2023 - 3120 B (ICP-OES)	<0.01	0.01 - 10	0.01	No Relaxation
26	Mercury as Hg	µg/l	APHA 24 th Ed. 2023 - 3112 B	<0.5	0.5 - 1000	1.0	No Relaxation
27	Nickel as Ni	mg/l	APHA 24 th Ed. 2023 - 3120 B (ICP-OES)	<0.02	0.02 - 5.0	0.02	No Relaxation
28	Arsenic as As	mg/l	APHA 24 th Ed. 2023 - 3120 B (ICP-OES)	<0.02	0.02 - 2	0.01	0.05
29	Total Chromium	mg/l	APHA 24 th Ed. 2023 - 3120 B (ICP-OES)	<0.03	0.03 - 5.0	0.05	No Relaxation
Microbiological Parameters							
30	<i>E. coli</i>	MPN/ 100 ml	IS: 1622 - 1981 Reaffirmed: 2019	Absent	1.8 - 1600	Shall not be detected in any 100 ml sample	
31	<i>T. coli</i>	MPN/ 100 ml	IS: 1622 - 1981 Reaffirmed: 2019	Absent	1.8 - 1600	Shall not be detected in any 100 ml sample	

Six Monthly Compliance Report of Environmental Clearance for Proposed Expansion of existing Sugar unit from 7000 TCD to 10000 TCD without change in existing co gen power capacity - 27.7 MW within existing industry premises at Village: Mansurpur, Tehsil: Khatauli, District: Muzaffarnagar (Uttar Pradesh) by M/s Dhampur Bio Organics Limited, (Unit: Mansurpur, Division: Sugar)	EC Compliance October, 2024 to March, 2025
--	---

Table-3.15: Ground water Quality Results at Borewell water (February, 2025)

Sr. No	Test Parameter	Unit	Protocol/ Test Method	Result	Range of testing /limit of detection	Indian Standard 10500: 2012	
						Desirable	Permissible
Physico-chemical Parameters							
1	Colour	Hazen	IS: 3025 (Part-04): 2021	<5.0	5 - 30	5	15
2	Odour	-	IS: 3025 (Part-05): 2018	Agreeable	Qualitative	Agreeable	Agreeable
3	pH	-	APHA 24 th Ed. 2023 - 4500 H ⁺	7.5	1 - 14	6.5-8.5	No Relaxation
4	Turbidity	NTU	APHA 24 th Ed. 2023 - 2130 B	<2.0	2 - 40	1	5
5	Total Dissolved Solids (TDS)	mg/l	APHA 24 th Ed. 2023 - 2552 A+B	396.0	10 - 5000	500	2000
6	Ammonia (as total ammonia-N)	mg/l	IS: 3025 (Part-16): 2023	<0.5	0.5 - 2.0	0.5	No Relaxation
7	Anionic Detergents (as MBAS)	mg/l	APHA 24 th Ed. 2023 - 4500-NH ₃ F	<0.05	0.05 - 0.5	0.2	1.0
8	Calcium as Ca	mg/l	APHA 24 th Ed. 2023 - 5540 C	51.2	2.0 - 600	75	200
9	Magnesium as Mg	mg/l	IS: 3025 (Part-40): 1991 Reaffirmed: 2019	29.16	0.1 - 200	30	100
10	Chloride as Cl	mg/l	APHA 24 th Ed. 2023 - 3500 Mg, B	22.0	2.0 - 2000	250	1000
11	Fluoride as F	mg/l	APHA 24 th Ed. 2023 - 4500-Cl ⁻ B	0.38	0.02 - 5.0	1.0	1.5
12	Free Residual Chlorine	mg/l	APHA 24 th Ed. 2023 - 4500 F ⁻ C	<0.1	0.1 - 5.0	0.2	1.0
13	Nitrate as NO ₃	mg/l	IS: 3025 (Part-26): 1986 Reaffirmed: 2019	<1.0	1.0 - 70	45	No Relaxation
14	Phenolic Compound (as C ₆ H ₅ OH)	mg/l	IS: 3025 (Part-34): 1986 Reaffirmed: 2019	<0.001	0.001 - 0.005	0.001	0.002
15	Sulphate as SO ₄	mg/l	APHA 24 th Ed. 2023 - 5530 C	28.0	1.0 - 500	200	400
16	Alkalinity as CaCO ₃	mg/l	APHA 24 th Ed. 2023 - 4500- SO ₄ ²⁻	276.0	2.0 - 1000	200	600
17	Total Hardness as CaCO ₃	mg/l	APHA 24 th Ed. 2023 - 2320 B	248.0	5.0 - 800	200	600
18	Aluminium as Al	mg/l	APHA 24 th Ed. 2023 - 2340 C	<0.015	0.015 - 5.0	0.03	0.2
19	Boron as B	mg/l	APHA 24 th Ed. 2023 - 3120 B (ICP-OES)	<0.05	0.05 - 2.0	0.5	1.0
20	Copper as Cu	mg/l	APHA 24 th Ed. 2023 - 3120 B (ICP-OES)	<0.03	0.03 - 10	0.05	1.5
21	Iron as Fe	mg/l	APHA 24 th Ed. 2023 - 3120 B (ICP-OES)	0.09	0.05 - 20	0.3	No Relaxation
22	Manganese as Mn	mg/l	APHA 24 th Ed. 2023 - 3120 B (ICP-OES)	0.03	0.02 - 5.0	0.1	0.3
23	Zinc as Zn	mg/l	APHA 24 th Ed. 2023 - 3120 B (ICP-OES)	0.49	0.05 - 15	5	15
24	Cadmium as Cd	mg/l	APHA 24 th Ed. 2023 - 3120 B (ICP-OES)	<0.003	0.003 - 2.0	0.003	No Relaxation
25	Lead as Pb	mg/l	APHA 24 th Ed. 2023 - 3120 B (ICP-OES)	<0.01	0.01 - 10	0.01	No Relaxation
26	Mercury as Hg	µg/l	APHA 24 th Ed. 2023 - 3112 B	<0.5	0.5 - 1000	1.0	No Relaxation
27	Nickel as Ni	mg/l	APHA 24 th Ed. 2023 - 3120 B (ICP-OES)	<0.02	0.02 - 5.0	0.02	No Relaxation
28	Arsenic as As	mg/l	APHA 24 th Ed. 2023 - 3120 B (ICP-OES)	<0.02	0.02 - 2	0.01	0.05
29	Total Chromium	mg/l	APHA 24 th Ed. 2023 - 3120 B (ICP-OES)	<0.03	0.03 - 5.0	0.05	No Relaxation
Microbiological Parameters							
30	<i>E. coli</i>	MPN/ 100 ml	IS: 1622 - 1981 Reaffirmed: 2019	Absent	1.8 - 1600	Shall not be detected in any 100 ml sample	
31	<i>T. coli</i>	MPN/ 100 ml	IS: 1622 - 1981 Reaffirmed: 2019	Absent	1.8 - 1600	Shall not be detected in any 100 ml sample	

Six Monthly Compliance Report of Environmental Clearance for Proposed Expansion of existing Sugar unit from 7000 TCD to 10000 TCD without change in existing co gen power capacity - 27.7 MW within existing industry premises at Village: Mansurpur, Tehsil: Khatauli, District: Muzaffarnagar (Uttar Pradesh) by M/s Dhampur Bio Organics Limited, (Unit: Mansurpur, Division: Sugar)	EC Compliance October, 2024 to March, 2025
--	---

Table-3.16: Ground water Quality Results at Borewell water (March, 2025)

Sr. No	Test Parameter	Unit	Protocol/ Test Method	Result	Range of testing /limit of detection	Indian Standard 10500: 2012	
						Desirable	Permissible
Physico-chemical Parameters							
1	Colour	Hazen	IS: 3025 (Part-04): 2021	<5.0	5 - 30	5	15
2	Odour	-	IS: 3025 (Part-05): 2018	Agreeable	Qualitative	Agreeable	Agreeable
3	pH	-	APHA 24 th Ed. 2023 - 4500 H ⁺	7.4	1 - 14	6.5-8.5	No Relaxation
4	Turbidity	NTU	APHA 24 th Ed. 2023 - 2130 B	<2.0	2 - 40	1	5
5	Total Dissolved Solids (TDS)	mg/l	APHA 24 th Ed. 2023 - 2552 A+B	388.2	10 - 5000	500	2000
6	Ammonia (as total ammonia-N)	mg/l	IS: 3025 (Part-16): 2023	<0.5	0.5 - 2.0	0.5	No Relaxation
7	Anionic Detergents (as MBAS)	mg/l	APHA 24 th Ed. 2023 - 4500-NH ₃ F	<0.05	0.05 - 0.5	0.2	1.0
8	Calcium as Ca	mg/l	APHA 24 th Ed. 2023 - 5540 C	52.8	2.0 - 600	75	200
9	Magnesium as Mg	mg/l	IS: 3025 (Part-40): 1991 Reaffirmed: 2019	30.13	0.1 - 200	30	100
10	Chloride as Cl	mg/l	APHA 24 th Ed. 2023 - 3500 Mg, B	26.0	2.0 - 2000	250	1000
11	Fluoride as F	mg/l	APHA 24 th Ed. 2023 - 4500-Cl ⁻ B	0.36	0.02 - 5.0	1.0	1.5
12	Free Residual Chlorine	mg/l	APHA 24 th Ed. 2023 - 4500 F ⁻ C	<0.1	0.1 - 5.0	0.2	1.0
13	Nitrate as NO ₃	mg/l	IS: 3025 (Part-26): 1986 Reaffirmed: 2019	<1.0	1.0 - 70	45	No Relaxation
14	Phenolic Compound (as C ₆ H ₅ OH)	mg/l	IS: 3025 (Part-34): 1986 Reaffirmed: 2019	<0.001	0.001 - 0.005	0.001	0.002
15	Sulphate as SO ₄	mg/l	APHA 24 th Ed. 2023 - 5530 C	26.0	1.0 - 500	200	400
16	Alkalinity as CaCO ₃	mg/l	APHA 24 th Ed. 2023 - 4500- SO ₄ ²⁻	288.0	2.0 - 1000	200	600
17	Total Hardness as CaCO ₃	mg/l	APHA 24 th Ed. 2023 - 2320 B	256.0	5.0 - 800	200	600
18	Aluminium as Al	mg/l	APHA 24 th Ed. 2023 - 2340 C	<0.015	0.015 - 5.0	0.03	0.2
19	Boron as B	mg/l	APHA 24 th Ed. 2023 - 3120 B (ICP-OES)	<0.05	0.05 - 2.0	0.5	1.0
20	Copper as Cu	mg/l	APHA 24 th Ed. 2023 - 3120 B (ICP-OES)	<0.03	0.03 - 10	0.05	1.5
21	Iron as Fe	mg/l	APHA 24 th Ed. 2023 - 3120 B (ICP-OES)	0.11	0.05 - 20	0.3	No Relaxation
22	Manganese as Mn	mg/l	APHA 24 th Ed. 2023 - 3120 B (ICP-OES)	0.04	0.02 - 5.0	0.1	0.3
23	Zinc as Zn	mg/l	APHA 24 th Ed. 2023 - 3120 B (ICP-OES)	0.56	0.05 - 15	5	15
24	Cadmium as Cd	mg/l	APHA 24 th Ed. 2023 - 3120 B (ICP-OES)	<0.003	0.003 - 2.0	0.003	No Relaxation
25	Lead as Pb	mg/l	APHA 24 th Ed. 2023 - 3120 B (ICP-OES)	<0.01	0.01 - 10	0.01	No Relaxation
26	Mercury as Hg	µg/l	APHA 24 th Ed. 2023 - 3112 B	<0.5	0.5 - 1000	1.0	No Relaxation
27	Nickel as Ni	mg/l	APHA 24 th Ed. 2023 - 3120 B (ICP-OES)	<0.02	0.02 - 5.0	0.02	No Relaxation
28	Arsenic as As	mg/l	APHA 24 th Ed. 2023 - 3120 B (ICP-OES)	<0.02	0.02 - 2	0.01	0.05
29	Total Chromium	mg/l	APHA 24 th Ed. 2023 - 3120 B (ICP-OES)	<0.03	0.03 - 5.0	0.05	No Relaxation
Microbiological Parameters							
30	<i>E. coli</i>	MPN/ 100 ml	IS: 1622 - 1981 Reaffirmed: 2019	Absent	1.8 - 1600	Shall not be detected in any 100 ml sample	
31	<i>T. coli</i>	MPN/ 100 ml	IS: 1622 - 1981 Reaffirmed: 2019	Absent	1.8 - 1600	Shall not be detected in any 100 ml sample	

Six Monthly Compliance Report of Environmental Clearance for Proposed Expansion of existing Sugar unit from 7000 TCD to 10000 TCD without change in existing co gen power capacity - 27.7 MW within existing industry premises at Village: Mansurpur, Tehsil: Khatauli, District: Muzaffarnagar (Uttar Pradesh) by M/s Dhampur Bio Organics Limited, (Unit: Mansurpur, Division: Sugar)	EC Compliance October, 2024 to March, 2025
--	---

3.5 WASTE WATER QUALITY MONITORING

3.5.1 Effluent Water Monitoring Locations

Water sample was collected from ETP (Inlet & Outlet) and analyzed for its quality. The sample was analyzed for various parameters. The details of effluent water sampling are given in **Table-3.17**.

Table-3.17: Details of Effluent Water Quality Monitoring Station

Sr. No	Location Code	Location name and description	Date of Monitoring
1.	WW - 1	ETP Inlet	22 th January, 2025
2.	WW - 2	ETP Outlet	

3.5.2 Methodology of Effluent Water Quality Monitoring

Sampling of effluent water was carried out from ETP Inlet & ETP Outlet of on 22.01.2025. Samples were collected as grab sample and sampling forms are filled in as per the sampling plan. The preservative sample were properly added to preserve as per standard operating procedures (SOP) and stored immediately in ice boxes, which were ensured for appropriate temperatures.

3.5.3 Effluent Water Quality Monitoring Results

The detailed Effluent water quality monitoring results are presented in **Table 3.18**.

Table-3.18: Effluent Water Quality Results of ETP Inlet & ETP Outlet

Sr. No.	Test Parameter	Unit	Protocol/Test Method	ETP Inlet	ETP Outlet	Range of testing /limit of detection
1	pH	-	APHA 24 th Ed. 2023 - 4500H ⁺	7.1	7.4	1 - 14
2	Total Dissolved Solid (TDS)	mg/l	IS: 3025 (Part-16): 2023	1204.8	1014.0	10 - 40000
3	Total Suspended Solid (TSS)	mg/l	APHA 24 th Ed. 2023 - 2540 D	186.0	16.8	5.0 - 20000
4	Bio chemical Oxygen Demand (BOD)	mg/l	IS 3025 (Part-44): 1993 Reaffirmed: 2019	242.0	14.0	1.0 - 150000
5	Chemical Oxygen Demand (COD)	mg/l	IS: 3025 (Part-58): 2006 Reaffirmed: 2022	728.0	40.0	2.0 - 600000
6	Oil & Grease	mg/l	APHA 24 th Ed. 2023 - 5520 A+D	9.8	<5.0	5.0 - 200



UTTAR PRADESH POLLUTION CONTROL BOARD

Building. No TC-12V Vibhuti Khand, Gomti Nagar, Lucknow-226010

Phone:0522-2720828,2720831, Fax:0522-2720764, Email: info@uppcb.com, Website: www.uppcb.com

Validity Period :05/01/2024 To 04/01/2029

Ref No. -
198062/UPPCB/MuzaffarNagar(UPPCBRO)/CTE/MUZAFFARNAG
AR/2023

Dated:- 30/01/2024

To ,

Shri Himanshu Kumar Manglam
M/s Dhampur Bio Organics Limited Unit Mansurpur
Village - Mansurpur, Tehsil - Khatauli, Distt - Muzaffarnagar
(UP),MUZAFFARNAGAR,251203
MUZAFFARNAGAR

Sub : Consent to Establish for New Unit/Expansion/Diversification under the provisions of Water (Prevention and control of pollution) Act, 1974 as amended and Air (Prevention and control of Pollution) Act, 1981 as amended.

Please refer to your Application Form No.- 23811620 dated - 09/12/2023. After examining the application with respect to pollution angle, Consent to Establish (CTE) is granted subject to the compliance of following conditions :

1. Consent to Establish is being issued for following specific details :

A- Site along with geo-coordinates :

B- Main Raw Material :

Main Raw Material Details		
Name of Raw Material	Raw Material Unit Name	Raw Material Quantity
Sugar Cane - 10000 TCD	Metric Tonnes/Day	.

C- Product with capacity :

Product Detail	
Name of Product	Product Quantity
Co gen Power - 27.7 MW	.
Sugar Cane Crushing Capacity-10000 TCD	10000

D- By-Product if any with capacity :

By Product Detail			
Name of By Product	Unit Name	Licence Product Capacity	Install Product Capacity
Molasses - 450 TPD	Metric Tonnes/Day	.	.
Bagasse - 2800 TPD	Metric Tonnes/Day	.	.
Press Mud - 400 TPD	Metric Tonnes/Day	.	.

2. Water Requirement (in KLD) and its Source :

Source of Water Details		
Source Type	Name of Source	Quantity (KL/D)
Ground Water (within premises)	Borewell	1750.0

3. Quantity of effluent (In KLD) :

Effluent Details	
Source Consumption	Quantity (KL/D)
Domestic	150.0
Industrial	1600.0

4. Fuel used in the equipment/machinery Name and Quantity (per day) :

Fuel Consumption Details		
Fuel	Consumption()	Use
Others	2280	Used as fuel in boiler

5. Status of Environmental clearance.
6. For any change in above mentioned parameters, it will be mandatory to obtain Consent to Establish again. No further expansion or modification in the plant shall be carried out without prior approval of U.P. Pollution Control Board.
7. The industry is directed to furnish the progress of establishment of plant and machinery, green belt, Effluent Treatment Plant and Air pollution control device, by 10th day of completion of subsequent quarter in the Board.
8. Copy of the work order/purchase order, regarding instruction and supply of proposed Effluent Treatment Plant/Sewerage Treatment Plant /Air Pollution control System shall be submitted by the industry within 6 months to the Board.
9. The industry will not start its operation, unless CTO is obtained under water (Prevention and control of Pollution) Act, 1974 and Air (Prevention and control of Pollution) Act, 1981 from the Board.
10. It is mandatory to submit Air and Water consent application, complete in all respect, four months before start of production, to the U.P. Pollution Control Board.
11. Legal action under water (Prevention and control of Pollution) Act, 1974 and Air (Prevention and Control of Pollution) Act, 1981 may be initiated against the industry without any prior information, in case of false submission of information or non compliance of conditions imposed in this CTE.
12. Unit shall comply the conditions of Environmental Clearance granted by the competent authority.
13. Unit shall comply with the conditions imposed in NOC granted by CGWA for ground water abstraction.
14. Unit shall install electromagnetic flow meter at water source and outlet of ETP, and maintain the records of water abstracted and treated effluent recycled or supplied to irrigation.
15. The unit shall install adequate APCS to achieve particulate emission standard of 150 mg/Nm³.
16. The industry should ensure the operation of the ETP and APCS in such a manner that it confirm the standards lay down under the notification issued by MOEF&CC vide its GO no GSR .35 (E) dated 14/01/2016.
17. The industry will ensure the continuous and uninterrupted data supply from the OCEEMS to the CPCB and SPCB.
18. Industry must strictly comply with the various provisions of notification no.1533 as amended issued by MINISTRY OF ENVIRONMENT AND FORESTS, New Delhi dated 14th September, 2006 & follow the Norms of Water (Prevention & Control of Pollution) Act 1974, Air (Prevention & Control of Pollution) Act 1981 and Environment (Protection) Act 1986.
19. Unit shall use Bio-briquette as co-fuel with main fuel in the ratio of minimum 20 percent in boiler subject to its availability.
20. The industry shall adopt an effective environment management system and environment management plan to protect the environment. Due priority should be given for greenery development and rain water harvesting in the factory premises and around.

21. Unit shall develop Green Belt in minimum 33 percent area of Industrial Premises as per the provisions laid down in office order no. H16405/220/2018/02 dated 16-02-2018 of U.P. Pollution Control Board. The copy of said office order is available on the website of U.P. Pollution Control Board www.uppcb.com.

Specific Conditions:

1. This CTE is valid only for expansion in existing unit for the production of Sugar Unit from 7000 TCD to 10000 TCD without change in existing Co Gen Power Capacity – 27.7 MW within existing industry premises at Village-Mansurpur, Tehsil- Khatauli & District– Muzaffarnagar, Uttar Pradesh By M/S Dhampur Bio Organics Limited, (Unit: Mansurpur, Division: Sugar) and By Product Molasses- 450 MT/Day, Bagasse- 2800 MT/Day and Press Mud- 400 MT/Day.
2. Unit must comply the Environmental Clearance (EC) from Ministry of Environment, Forest and Climate Change (Issued by the State Environment Impact Assessment Authority (SEIAA), UTTAR PRADESH) issued to unit on 01.12.2023.
3. The industry must submit NOC from the UPGWD for abstraction of ground water for existing and for expanded capacity within 3 months. The ground water shall be abstracted after obtaining NOC from the UPGWD.
4. In case of any change in production capacity/ process/raw materials use etc. the industry will have to intimate the Board. For any enhancement of the above, fresh Consent to Establish has to be obtained from U.P. Pollution Control Board.
5. The APCS will be maintained and operated in such a manner that emissions always conform to the standard laid down under the E.P Act 1986 as amended.
6. The industry shall comply the provisions of Hazardous and Other Waste (Management and Transboundary Movement) Rules 2016 and shall obtain authorization for the disposal of hazardous waste.
7. This Consent to Establish (CTE) order shall automatically become invalid on issuance of Closure Order by C.P.C.B / UPPCB and further on Revoking of Closure order, the Consent order shall become valid.
8. The industry shall comply with various provisions of Air (Prevention and Control of Pollution) Act 1981 as amended, Water (Prevention and Control of Pollution) Act 1974 as amended and all other applicable rules notified under E.P. Act 1986 and the various orders issued by the MOEF&CC, CPCB and SPCB in time to time .
9. The industry shall provide adequate arrangement for fighting the accidental leakages/discharge of any air pollutant/gas/liquid from the vessel, machinery etc. which are likely to cause fire hazard including environmental pollution.
10. The industry shall install/maintain electromagnetic flow meter at water source and outlet of ETP, and maintain the records of water abstracted and recycled treated effluent. The treated effluent from the Effluent Treatment Plant shall be used completely in the manufacturing process.
11. Industry shall install/maintain at sufficient height from the ground level Open to Network HD PTZ Camera at the outlet of the discharge drain of effluent from the factory premises and its URL and password shall be provided to the UPPCB Control room.
12. Industry shall comply with various Waste Management Rules as notified by MoEF&CC i.e. Plastic Waste Management Rules, 2016, Solid Waste Management Rules, 2016, Hazardous and Other Wastes (Management and Transboundary) Rules, 2016, E-waste (Management) Rules, 2016, Construction and Demolition Waste Management Rules, 2016, Battery Rules 2000 and Noise Pollution (Regulation and Control) Rule, 2000.
13. Industry shall install and maintain Online Continuous Effluent and emission Monitoring System (OCEMS) on ETP and stack & connect it with SPCBs and CPCB server, before start of production as per the direction of CPCB.
14. During no demand period for irrigation, the treated effluent to be stored in a seepage proof lined pond having 15 days holding capacity only.
15. Unit must ensure strict time bound compliance of suggestion / recommendation of "Charter for Sugar Industries" formulated by CPCB.
16. As per the directions given by Commission for Air Quality Management in National Capital

Region and Adjoining Areas vide its letter no-A-110018/01/2021-CAQM, dated-04.02.2022, industry shall under all circumstances completely switch over to PNG or Bio Fuels latest by 30.09.2022. Industry should switch over to PNG Fuel as soon as PNG supply is available in the area. Unit must use Rice Husk/Biomass/Agriculture Refuse/Bio Fuel Pellets/Bio Briquettes as per direction given by CAQM.

17. Unit shall comply with direction issued under Graded Response Action Plan (GRAP) time to time by Hon'ble Supreme Court & Commission for Air Quality Management in NCR and Adjoining Areas (CAQM).

18. Operation and maintenance of APCS shall be done in such a way that the emission generated from stacks is always within prescribed norms of the Board.

19. Unit shall comply with the CAQM (Commission for Air Quality Management in NCR and Adjoining Areas) direction no. 53 and 62 and other direction issued time to time regarding use of cleaner fuel.

20. Unit shall comply with the CAQM (Commission for Air Quality Management in NCR and Adjoining Areas) direction no. 55, 62 & 68 regarding DG sets.

21. The unit shall be monitored all sources of emissions from Boiler/Thermopack etc. after fuel conversion from Regional Laboratories, UPPCB on payment basis within a month. To ensure emissions parameters as per CAQM order.

22. Industry shall comply the order passed by Hon'ble NGT time to time.

23. The industry shall ensure provisions of Roof Top Rain Water Harvesting system and Ground Water Recharging Proposal/ compliance report should be sent to the Board within One month.

24. Industry shall dispose the hazardous waste through authorized recyclers/TSDF.

25. Industry shall not use furnace oil/pet coke as a fuel.

26. Industry shall ensure proper disposal of boiler ash. Fly ash shall be stored separately as per CPCB guidelines so that it should not adversely affect the air quality, becoming air borne by wind or water regime during rainy season by flowing along with storm water. Direct exposure of workers to fly ash & dust shall be avoided.

27. The industry should be operated in such a manner that it does not adversely affect the environment and the solid waste generated such as ash etc. be disposed in eco friendly manner.

28. The industry shall abide by orders / directions issued by Hon'ble Supreme Court Hon'ble High Court, Hon'ble National Green Tribunal, Central Pollution Control Board and U.P Pollution Control Board for protection and safe guard of environment from time to time.

29. The industry shall obtain prior consents in the event of any addition of new emission generation sources such as- Boiler/ Furnace/ Heaters/ D.G. Sets or alteration of existing emission sources in accordance with section- 21/22 of air Act 1981 (as amended respectively).

30. If UPPCB or CPCB issues closure order against the industry, this consent shall remain suspended for the period till closure order is revoked, after which the consent will be effective again for the remaining period.

31. The unit shall comply with the provisions of notification No. S.O. 3187(E) dated 07-10-2016 of Ministry of Water Resources, River Development and Ganga Conservation, GOI.

32. The discharge norms must conform to as per the notification no G.S.R. 35 (E) dated: 15.01.2016 of MoEF&CC.

33. Unit shall comply with the directions issued by Central Pollution Control Board , New Delhi vide letter-B-190198/WQM/II(RG)/CPCB/Sugar/12/2016-17/16662, dated 14/19.02.2019, and send the compliance report to Board on quarterly basis.

34. Unit shall identify recipient drains/ rivulets and their u/s & d/s location in consultation with UPPCB and shall carry out monthly monitoring of identified recipient drains at u/s & d/s location through lab recognized under Environment (Protection) Act, 1986 and shall submit the analysis report on monthly basis by 10th of every month to CPCB and UPPCB.
35. The industry shall submit Environmental Statement in prescribed form V rule no.14 of E.P Rules 1986.
36. Unit shall abide by directions given by Commission for Air Quality Management in National Capital Region and Adjoining Areas.
37. Unit shall submit effluent/emission monitoring report of the ETP and stack of air polluting sources and ambient air monitoring of the premises done by MoEF&CC and UPPCB approved laboratory within 01 Month and on Quarterly basis.
38. The industry should follow the directions issued by the Ministry of Environment Forest and Climate Change, Delhi vide Notification no. GSR 35(E) dated 14/01/2016.
39. Minimum 33% of the land on which industry is established will be covered by the plantation of tall trees of suitable species as per the guidelines set up by the Board vide its Office Order no.H16405/220/2018/02 dt. 16/02/2018. The copy of this guideline is available at URL http://www.uppcb.com/pdf/Green-Belt-Guidle_160218.pdf.
40. The Unit shall submit Bank guarantee of Rs. 1,00,000/- for establishment of Miyawaki Forest as per the GO No. 1011/81-7-2021-09(writ)/2016, dated-13.10.2021 of Department of Environment, Forest and Climate Change within a month from the date of issue of this order with the proposal for proposed plantation.
41. A Bank Guarantee of Rs. 10,00,000/- (Rs. Ten Lakh Only) shall be submitted within 15 days including the conditions mentioned at serial no.1 to 40 which will be valid for SIX Year otherwise this consent to establish shall be deemed to be withdrawn.

Please note that consent to Establish will be revoked, in case of, non compliance of any of the above mentioned conditions. Board reserves its right for amendment or cancellation of any of the conditions specified above. Industry is directed to submit its first compliance report regarding above mentioned specific and general conditions till 29/02/2024 in this office. Ensure to submit the regular compliance report otherwise this Consent to Establish will be revoked.

Chief Environmental Officer (Circle 3)

Dated:- 30/01/2024

Copy To -

Regional Officer, U.P. Pollution Control Board, MuzaffarNagar to ensure the compliance of the conditions imposed in the certificate.

Chief Environmental Officer (Circle 3)



मिशन LIFE - पर्यावरण के लिए जीवन शैली
(Lifestyle For Environment)
जनसहभागिता का सन्देश



- स्वच्छता – देशसेवा में अपने परिवेश की स्वच्छता हेतु अपना सक्रिय योगदान सुनिश्चित करें
- संकल्प लें -एकल उपयोग प्लास्टिक उत्पाद जैसे कप, तश्तरी, चम्मच, स्ट्रॉ, ईयरबड्स आदि का उपयोग न हो एवं पर्यावरण अनुकूल विकल्पों जैसे कागज/पत्तों से बने दोने या कटलरी को प्राथमिकता दी जाय |
- एकल उपयोग प्लास्टिक उत्पाद के प्रयोग को रोकने एवं प्लास्टिक बैग के बजाय कपड़े के थैले का उपयोग करने मात्र से 375 मिलियन टन ठोस (प्लास्टिक) कचरे का उत्सर्जन बचाया जा सकता है
- चक्रीय अर्थव्यवस्था (सर्कुलर इकोनॉमी) का समुचित कार्यान्वयन वर्ष 2030 तक लगभग 14 लाख करोड़ रुपये की अतिरिक्त बचत उत्पन्न कर सकता है | वेस्ट /अपशिष्ट फेंकने के पूर्व सोचें, ये किसी का संसाधन तो नहीं ...?
- अनुपयोगी इलेक्ट्रिक / इलेक्ट्रॉनिक उत्पाद को कचरे में फेंकने से रुकें | इसके उपयुक्त निस्तारण हेतु इसे प्राधिकृत ई – वेस्ट रीसाइकलर को दें | प्राधिकृत ई-रीसाइकिलिंग इकाई में अनुपयोगी इलेक्ट्रिक / इलेक्ट्रॉनिक उत्पाद को देने मात्र से 0.75 मिलियन टन तक ई-कचरे का पुनर्चक्रण किया जा सकता है एवं ई-कचरे के विषम पर्यावरणीय दुष्प्रभाव से बचा जा सकता है
- बाहर जाते समय - सोचें कि क्या आपको वास्तव में परिवहन की आवश्यकता है - वह भी क्या व्यक्तिगत रूप से ? छोटी दूरी के लिए पैदल चलना पसंद करें, अथवा सम्भव हो तो कार पूल के रूप में संसाधन को साझा करें अथवा सार्वजनिक परिवहन पर विचार करें
- घरेलू स्तर पर कम से कम ठोस अपशिष्ट का उत्सर्जन करें और इनका प्रथाक्रीकरण करें
- उपयोगी शेष खाद्य सामग्री आपके स्वयं प्रयास अथवा निकटस्थ सक्रिय स्वयं सेवी संस्थाओं की सहायता से समाज के वंचित वर्ग तक पहुंचाई जा सकती है | वहीं अनुपयोगी भोजन /खाद्य सामग्री को कंपोस्ट (वर्मी कम्पोस्ट) करने से 15 अरब टन भोजन को नष्ट होने से बचाया जा सकता है
- ध्यान रखें - उपयुक्त नल और शावर के उपयोग से पानी की खपत को 30 - 40% तक कम किया जा सकता है। एवं उपयोग में न होने पर नलों को बंद रखने मात्र से 9 ट्रिलियन लीटर पानी बचाया जा सकता है
- ट्रेफिक लाइट/रेलवे क्रॉसिंग पर कार/स्कूटर के इंजन बंद करने मात्र से 22.5 बिलियन kWh तक ऊर्जा की बचत हो सकती है
- परम्परागत बल्ब के स्थान पर CFL का उपयोग बिजली की खपत में प्रभावी कमी लाते हैं | उपयोग में न होने पर बिजली उपकरणों को बंद करें | स्टार रेटेड विद्युत उपकरणों के उपयोग को प्राथमिकता दें

हमारे द्वारा अपनी जीवन शैली की प्राथमिकताओं का उचित और पर्यावरण अनुकूल पुनर्निर्धारण समाज और पर्यावरण के प्रति हमारा दायित्व है |



Uttar Pradesh Pollution Control Board

Building. No TC-12V Vibhuti Khand, Gomti Nagar, Lucknow-226010

Phone:0522-2720828,2720831, Fax:0522-2720764, Email: info@uppcb.in, Website: www.uppcb.com

203221/UPPCB/MuzaffarNagar(UPPCBRO)/CTO/both/MUZAFFARNAG
AR/2024

Date: 15/05/2024

To,

M/s

Dhampur Bio Organics Limited Unit Mansurpur

Village Khanupur, Post Mansurpur, Distt. Muzaffarnagar, Uttar Pradesh 251203.

Application Id- 24885696

Consolidated Consent to Operate and Authorisation hereinafter referred to as the CCA (Consolidated Consent & authorization) (Fresh) under Section-25 of the Water (Prevention & Control of Pollution) Act, 1974 and under Section-21 of the Air (Prevention & Control of Pollution) Act, 1981

CCA is hereby granted to **Dhampur Bio Organics Limited Unit Mansurpur** located at **Village Khanupur, Post Mansurpur, Distt. Muzaffarnagar, Uttar Pradesh 251203..** subject to the provisions of **the Water Act, Air Act** and the orders that may be made further and subject to following terms and conditions :-

1. This CCA Dhampur Bio Organics Limited Unit Mansurpur **granted for the period from 14/05/2024 to 31/12/2025** and valid for manufacturing of following products.

S No	Product	Quantity	Unit
1	SUGAR FROM SUGAR CANE CRUSHING CAPACITY-	9000 TCD	Metric Tonnes/Day
2	Co Gen Power Capacity –	27.7 MW	Megawatt
3	By Products		Metric Tonnes/Day
4	Molasses-	450 MT/Day	Metric Tonnes/Day
5	Bagasse- 2520 MT/Day and	2520 MT/Day	Metric Tonnes/Day
6	Press Mud- 360 MT/Day	360 MT/Day	Metric Tonnes/Day

2. Conditions under Water(Prevention and Control of Pollution) Act -1974 as amended :-

- (i) The daily quantity of effluent discharge (KLD) :-

Kind of Effluent	Quantity(KLD)	Treatment facility	Discharge point
Domestic	90 KLD	STP	
Industrial	1800 KLD	ETP	REUSE IN PROCESS/IRRIGATION/GREEN BELT

- (ii) Trade Effluent Treatment and Disposal :-The applicant shall operate Effluent Treatment Plant consisting of primary/secondary and tertiary treatment as is required with reference to influent quantity and quality.

In case of stoppage of functioning of ETP, production has to be stopped immediately and this Board has to be intimated by fax/phone/email with a report in this regard to be dispatched immediately.

(iii) The treated effluent shall be recycled to the maximum extent and should be reused within the premises for gardening etc. Quality of the treated effluent shall meet to the following general and specific standards as prescribed under Environment (Protection) Rules, 1986 and applicable to the unit from time-to-time :-

Industrial Effluent Quality Standard

S.No.	Parameter	Standard
1	BOD	30 mg/l
2	COD	250 mg/l
3	TDS	2000
4	TSS	30
5	pH	5.5-8.5

(iv) Sewage Treatment and Disposal :- The applicant shall provide comprehensive STP as is required with reference to influent quantity and quality. In case of stoppage of functioning of STP, production has to be stopped immediately and this Board has to be intimated by fax/phone/email with a report in this regard to be dispatched immediately.

(v) The treated sewage shall be reused in gardening as far as possible. The STP shall be maintained continuously so as to achieve the quality of the treated sewage to the following standards.

S No.	Parameters	Standards
1	pH	5.5-8.5
2	BOD (mg/L)	30
3	TSS (mg/L)	100
4	Fecal Coliform (MPN/100ml)	AS PER E(P) RULES, 1986

3. Conditions under Air (Prevention and Control of Pollution) Act -1981 as amended :-

i) The applicant shall use following fuel and install a comprehensive control system consisting of control equipment as required with reference to generation of emissions and operate and maintain the same continuously so as to achieve the level of pollutants to the following standards.

Air Pollution Source Details

S No.	Air Pollution Source	Type of fuel	Stack no	Control Device	Height of Stack
1	1 X 90 TPH Boiler	BAGASSE (Only approved fuel be permitted as per CAQM Direction)	01	Particulate Matter	Electro Static Precipitator (ESP) and 60 meter stack height from ground level

2	1 X 100 TPH Boiler	BAGASSE (Only approved fuel be permitted as per CAQM Direction)	02	Particulate Matter	Electro Static Precipitator (ESP) and 60 meter stack height from ground level
3	DG sets of capacity 1000 KVA and 500 KVA	PNG/DIES EL	03---04	Particulate Matter	AS PER E(P) RULES, 1986

Emmission Quality Standards

S No.	Stack no	Parameters	Standards
1	01...02	Particulate Matter	AS PER CAQM DIRECTION
2	03--04	Particulate Matter	AS PER CAQM DIRECTION

In case of stoppage of functioning of air pollution control equipment, production has to be stopped immediately and this Board has to be intimated by fax/phone/email with a report in this regard to be dispatched immediately

(ii) The unit will not use any type of restricted fuel.

iii) Noise from the D.G. Set and other source(s) should be controlled by providing an acoustic enclosure as is required for meeting the ambient noise standards for night and day time as prescribed for respective areas/zones (Industrial, Commercial, Residential, Silence) which are as follows :-

Day time : from 6.00 a.m. to 10.00 p.m., Night time: from 10.00 p.m. to 6.00 a.m.

Standards for Noise level in db(A) Leq	Industrial Area		Commercial Area		Residential Area		Silence Zone	
	Day Time	Night Time	Day Time	Night Time	Day Time	Night Time	Day Time	Night Time
	75	70	65	55	55	45	50	40

4. Essential documents to be submitted by the Industry/Unit as Applicable :-

(i) Environment Statement in Form-V of Environment (Protection) Rules, 1986.

(ii) Quarterly compliance report of the CCA, photograph of ETP/APCs/Waste Storage Area.

5. Competent Authority reserves the right to change/modify/add any time any condition of this CCA.

6. Unit has to comply with the following specific & general conditions. Non compliance of any provision of this CCA and provisions of the Water Act, Air Act and Hazardous and Other Wastes (Management and Transboundary Movement) Rules, 2016 will results in legal action under the aforesaid Acts and Rules.

7. In compliance to the G.O 1011/81-7-2021-09 (Writ)/2016 dated.13.10.2021 issued by Department of Environment, Forest and Climate Change, Uttar Pradesh. You are directed to develop Miyawaki Forest as per the SOP available at URL:-<http://www.upecp.in/TrainingSession.aspx> for ensuring timely compliance of this direction, you are hereby directed to submit a bank guarantee with minimum validity of one year of the amount equivalent to the sum of initial consent fees (Air and Water) or Rs. 50,000/- (Rs. Fifty Thousand Only) whichever is more, within 30 days from the date of issuance of this certificate. In case of non-compliance of this direction, your consent will be revoked by the Board.

8. If the unit uses the ground water and requires the permission from SGWA/CGWA for water abstraction then the industry will have to obtain No objection certificate for abstraction of ground water. It will be the responsibility of the industry to comply with the various conditions of the NOC obtained from the competent authority and submit to the Board, within 3 months time failing which CTO will be revoked.

General Conditions:-

1. The applicant shall get analysed the samples of effluent/emission/hazardous wastes at least once in a three month from the laboratory recognized by the MoEF and shall report to the UPPCB.
2. The applicant shall however, not without the prior consent of the Board bring into use any new or altered outlet for the discharge of effluent or gases emission or sewage waste from the unit.
3. Treated Industrial waste water and domestic waste water shall be disposed jointly at one disposal point. The applicant shall provide discharge measurement equipment at final disposal point.
4. The applicant shall strictly comply with conditions of this CCA and submit compliance report of stipulated conditions within 30 days of receipt of this CCA. If at any point of time, it is found that the industry is not complying with stipulated conditions or any further direction/instruction issued by the Board, legal action shall be initiated against the applicant.
5. The applicant shall maintain good house keeping. All valves/pipes/sewer/drains etc. must be leak-proof
6. The industry shall provide uninterrupted entry to the STP/ETP inlet and outlet points, Air Pollution Control equipment and stack for smooth sampling/monitoring of efficiency of pollution control systems.
7. The industry shall provide Inspection Book at the time of inspection to the Board's officials.
8. Whenever due to any accident or other unforeseen act or event, such emission occurs or is apprehended to occur in excess of standards laid down, such information shall be reported to the Board's offices and all other concerned offices. In case of failure of pollution control equipment, the production process connected to it shall be stopped with immediate effect.
9. The industry shall operate in a manner so that all emissions be emitted through designated chimney/stack only.
10. In case of any damage to the agriculture productivity, human habitation etc. by the operation of industry, it shall be imperative to stop production in the industry with immediate effect and such information shall be reported to Board's offices. The industry shall be liable to pay compensation also in such cases as decided by the Competent Authority.
11. The applicant shall apply before the 60 days of expiry of CCA or any change in production types/production capacity/manufacturing process/capacity enhancement etc. or any change in effluent discharge point or emission point
12. The Board reserves the right to revoke/add/modify any stipulated condition issued along with CCA, as may be necessary.

Specific Conditions:-

- 1- This CTO is valid only for production capacity of SUGAR FROM SUGAR CANE CRUSHING CAPACITY- 9000 TCD, Co Gen Power Capacity – 27.7 MW By Product Molasses- 450 MT/Day, Bagasse- 2520 MT/Day and Press Mud- 360 MT/Day. CTO Air & Water issued earlier to the unit on 25.02.2020 for capacity SUGAR FROM SUGAR CANE CRUSHING CAPACITY- 7000 TCD by the Board, which is valid up to 31.12.2024 is hereby cancelled.
- 2- The industry must comply with the conditions of NOC issued to unit by the UPGWD for abstraction of ground water.
- 3- This consent is valid only for products and quantity mentioned above. Industry shall obtain prior approval before making any modification in product/process/fuel/ plant machinery failing which consent would be deemed void.
- 4- Unit shall operate and maintained 1 X 90 TPH Boiler with Electro Static Precipitator (ESP) and 60 meter

stack height from ground level, 1 X 100 TPH Boiler with Electro Static Precipitator (ESP) and 60 meter stack height from ground level. No New APCS is installed for expansion. Fuel for Boiler is Bagasse- 2280 TPD. Only approved fuel is permitted as per the CAQM direction.

5- The unit shall maintain strict supervision upon fluctuations in operating parameters with respect to each treatment unit of the Effluent treatment plant.

6- Unit shall operate and maintain installed STP and upgraded E.T.P. such as manner that the effluent always comply with the prescribed norms. .

7- The Unit shall install Piezometer for measurement of ground water level and the data generated from Piezometer will be provided to the SPCB on monthly basis.

8- Flow meter to be installed in all water abstraction points and usage of fresh water to be minimized.

9- During no demand period for irrigation, the treated effluent to be stored in a seepage proof lined pond having 15 days holding capacity only.

10- The industry shall implement treated effluent flow distribution measurement for irrigation purposes completely in accordance with irrigation plan.

11- Unit shall submit effluent/emission monitoring report of the ETP and stack of air polluting sources and ambient air monitoring of the premises done by MoEF&CC and UPPCB approved laboratory within 01 Month and on Quarterly basis to the Board.

12- Unit shall comply with the suggestion / recommendation of "Charter for Sugar Industries" formulated by CPCB.

13- Unit shall abide by directions given by Commission for Air Quality Management in National Capital Region and Adjoining Areas.

14- Unit shall comply with direction issued under Graded Response Action Plan (GRAP) time to time by Hon'ble Supreme Court & Commission for Air Quality Management in NCR and Adjoining Areas (CAQM).

15- Operation and maintenance of APCS shall be done in such a way that the emission generated from stacks is always within prescribed norms of the CAQM.

16- Unit shall comply with the CAQM (Commission for Air Quality Management in NCR and Adjoining Areas) direction no. 65 and other direction issued time to time regarding use of cleaner fuel.

17- Unit shall comply with the CAQM (Commission for Air Quality Management in NCR and Adjoining Areas) direction regarding DG sets.

18- The unit shall be monitored all sources of emissions from Boiler/Thermopack etc. after fuel conversion from Regional Laboratories, UPPCB on payment basis within a month. To ensure emissions parameters as per CAQM order.

19- Industry shall abide by orders / directions issued by Hon'ble Supreme court Hon'ble High Court, Hon'ble National Green tribunal, Central Pollution Control Board and U.P Pollution Control Board for protection and safe guard of environment from time to time.

20- If UPPCB or CPCB issues closure order against the industry, this consent shall remain suspended for the period till closure order is revoked, after which the consent will be effective again for the remaining period.

21- The unit shall comply with the provisions of notification No. S.O. 3187(E) dated 07-10-2016 of Ministry of Water Resources, River Development and Ganga Conservation, GOI.

22- The discharge norms must confirm as per the notification no G.S.R. 35 (E) dated: 15.01.2016 of MoEF&CC.

23- Unit shall comply with the directions issued by Central Pollution Control Board , New Delhi vide letter-B-190198/WQM/II(RG)/CPCB/Sugar/12/2016-17/16662, dated 14/19.02.2019, and send the compliance report to Board on quarterly basis.

24- Unit shall identify recipient drains/ rivulets and their u/s & d/s location in consultation with UPPCB and shall carry out monthly monitoring of identified recipient drains at u/s & d/s location through lab recognized under Environment (Protection) Act, 1986 and shall submit the analysis report on monthly basis by 10th of

every month to CPCB and UPPCB.

25- Unit shall maintain pipe line from outlet of ETP and to the point of irrigation land. No treated effluent shall be discharge outside the factory premises.

26- Unit shall provide Pakka channel/ pipe line for irrigation and shall maintain the records of ground water extracted and treated effluent used for irrigation on land.

27- Unit shall comply the provisions of Water (Prevention and Control of Pollution) Act 1974 as Amended, Air (Prevention and Control of Pollution) Act 1981 as Amended and Environment (Protection) Act 1986, and direction issued by Hon'ble National Green Tribunal, New Delhi in Order dated 13.07.2017 in OA no. 200/2014, M.C. Mehta v/s Union of India.

28- This Consent order shall automatically become invalid on issuance of Closure Order by C.P.C.B /UPPCB and further on Revoking of Closure order, the Consent order shall become valid.

29- The industry shall also explore treated effluent re-cycle mechanism in furtherance to the application of treated effluent on land as a significant alternative mode of re-cycle. This step shall in turn reduce hydraulic loading of effluent discharge as well as shall eliminate extraneous treated effluent discharge possibility elsewhere.

30- The industry shall submit Environmental Statement in prescribed form V rule no.14 of E.P Rules 1986.

31- Industry shall install at sufficient height from the ground level Open to Network HD PTZ rotation Camera at the Inlet, Aeration tank, Secondary Clarifier and outlet of Effluent treatment plants for On Line Monitoring and its URL and password shall be provided to the UPPCB control room.

32- The industry shall obtain prior consents in the event of any addition of new emission generation sources such as- Boiler/ Furnace/ Heaters/ D.G. Sets or alteration of existing emission sources in accordance with section- 21/22 of air Act 1981 (as amended respectively).

33- The industry should follow the directions issued by the Ministry of Environment Forest and Climate Change, Delhi vide Notification no. GSR 35(E) dated 14/01/2016.

34- The industry should ensure the operation of the air pollution control system (APCS) in such a manner that the air emission confirms with the standards prescribed under the E.P Act 1986 as amended.

35- The industry shall submit Environmental Statement in prescribed format as per rule no.14 as per E.P Rules 1986.

36- The unit shall submit the point wise compliance report of the previous CTO issued by the Board and the audited balance sheet for the current year and the details of fees deposited during last three years within a month failing which consent would be deemed void.

37- The use of Pet coke and Furnace oil as a fuel in the factory is restricted in compliance of the Hon'ble Supreme court order.

38- In compliance with the Hon'ble Supreme Court order passed in W.P. (civil) No. 13029/1985 M.C. Mehta Vs. Union of India and ors. the use of Pet coke and furnace oil is prohibited.

39- Unit shall ensure the connectivity of Online Effluent Monitoring System and Online Emission Monitoring System at the stack of air polluting sources and ensure the connectivity with the servers of CPCB and UPPCB.

40- Unit shall use Bio-briquette as co-fuel with main fuel in the ratio of minimum 20 percent in boiler subject to its availability.

41- Fly ash shall be stored separately as per CPCB guidelines so that it should not adversely affect the air quality, becoming air borne by wind or water regime during rainy season by flowing along with storm water. Direct exposure of workers to fly ash & dust shall be avoided.

42- The industry shall establish Miyawaki forest inside the factory in sufficient area.

43- Minimum 33% of the land on which industry is established will be covered by the plantation of tall trees of suitable species as per the guidelines set up by the Board vide its Office Order no.H16405/220/2018/02 dt. 16/02/2018. The copy of this guideline is available at URL http://www.uppcb.com/pdf/Green-Belt-Guidle_160218.pdf. Beside this, the unit will install 5 additional saplings within the campus with protection

measures for ensuring their survival.

CEO-3

Copy to:

Regional Officer, UPPCB, Muzaffarnagar.

CEO-3



मिशन LIFE - पर्यावरण के लिए जीवन शैली
(Lifestyle For Environment)
जनसहभागिता का सन्देश



- स्वच्छता – देशसेवा में अपने परिवेश की स्वच्छता हेतु अपना सक्रिय योगदान सुनिश्चित करें
- संकल्प लें -एकल उपयोग प्लास्टिक उत्पाद जैसे कप, तश्तरी, चम्मच, स्ट्रॉ, ईयरबड्स आदि का उपयोग न हो एवं पर्यावरण अनुकूल विकल्पों जैसे कागज/पत्तों से बने दोने या कटलरी को प्राथमिकता दी जाय ।
- एकल उपयोग प्लास्टिक उत्पाद के प्रयोग को रोकने एवं प्लास्टिक बैग के बजाय कपड़े के थैले का उपयोग करने मात्र से 375 मिलियन टन ठोस (प्लास्टिक) कचरे का उत्सर्जन बचाया जा सकता है
- चक्रीय अर्थव्यवस्था (सर्कुलर इकोनॉमी) का समुचित कार्यान्वयन वर्ष 2030 तक लगभग 14 लाख करोड़ रुपये की अतिरिक्त बचत उत्पन्न कर सकता है | वेस्ट /अपशिष्ट फेकने के पूर्व सोचें, ये किसी का संसाधन तो नहीं ...?
- अनुपयोगी इलेक्ट्रिक / इलेक्ट्रॉनिक उत्पाद को कचरे में फेकने से रुकें | इसके उपयुक्त निस्तारण हेतु इसे प्राधिकृत ई – वेस्ट रीसाइकलर को दें | प्राधिकृत ई-रीसाइकिलिंग इकाई में अनुपयोगी इलेक्ट्रिक / इलेक्ट्रॉनिक उत्पाद को देने मात्र से 0.75 मिलियन टन तक ई-कचरे का पुनर्चक्रण किया जा सकता है एवं ई-कचरे के विषम पर्यावरणीय दुष्प्रभाव से बचा जा सकता है
- बाहर जाते समय - सोचें कि क्या आपको वास्तव में परिवहन की आवश्यकता है - वह भी क्या व्यक्तिगत रूप से ? छोटी दूरी के लिए पैदल चलना पसंद करें, अथवा सम्भव हो तो कार पूल के रूप में संसाधन को साझा करें अथवा सार्वजनिक परिवहन पर विचार करें
- घरेलू स्तर पर कम से कम ठोस अपशिष्ट का उत्सर्जन करें और इनका प्रथाक्रीकरण करें
- उपयोगी शेष खाद्य सामग्री आपके स्वयं प्रयास अथवा निकटस्थ सक्रिय स्वयं सेवी संस्थाओं की सहायता से समाज के वंचित वर्ग तक पहुंचाई जा सकती है | वहीं अनुपयोगी भोजन /खाद्य सामग्री को कंपोस्ट (वर्मी कम्पोस्ट) करने से 15 अरब टन भोजन को नष्ट होने से बचाया जा सकता है
- ध्यान रखें - उपयुक्त नल और शावर के उपयोग से पानी की खपत को 30 - 40% तक कम किया जा सकता है। एवं उपयोग में न होने पर नलों को बंद रखने मात्र से 9 ट्रिलियन लीटर पानी बचाया जा सकता है
- ट्रैफिक लाइट/रेलवे क्रॉसिंग पर कार/स्कूटर के इंजन बंद करने मात्र से 22.5 बिलियन kWh तक ऊर्जा की बचत हो सकती है
- परम्परागत बल्ब के स्थान पर CFL का उपयोग बिजली की खपत में प्रभावी कमी लाते हैं | उपयोग में न होने पर बिजली उपकरणों को बंद करें | स्टार रेटेड विद्युत उपकरणों के उपयोग को प्राथमिकता दें

हमारे द्वारा अपनी जीवन शैली की प्राथमिकताओं का उचित और पर्यावरण अनुकूल पुनर्निर्धारण समाज और पर्यावरण के प्रति हमारा दायित्व है |



Government of India
Ministry of Environment, Forest and Climate Change
(Issued by the State Environment Impact Assessment
Authority(SEIAA), UTTAR PRADESH)

To,

The -1

DHAMPUR BIO ORGANICS LIMITED

Sugar Mill Compound, Vill - Asmoli, Distt- Sambhal (UP) -244304

Subject: Grant of Environmental Clearance (EC) to the proposed Project Activity under the provision of EIA Notification 2006-regarding

Sir/Madam,

This is in reference to your application for Environmental Clearance (EC) in respect of project submitted to the SEIAA vide proposal number SIA/UP/IND2/443733/2023 dated 09 Sep 2023. The particulars of the environmental clearance granted to the project are as below.

1. EC Identification No.	EC23B025UP110095
2. File No.	8233-7515
3. Project Type	Expansion
4. Category	B
5. Project/Activity including Schedule No.	5(j) Sugar Industry
6. Name of Project	expansion of existing Sugar unit from 7000 TCD to 10000 TCD without change in existing co gen power capacity – 27.7 MW within existing industry premises at village-Mansurpur, Tehsil- Khatauli & District– Muzaffarnagar, Uttar Pradesh by M/s Dhampur Bio Organics Limited, (Unit: Mansurpur, Division: Sugar)
7. Name of Company/Organization	DHAMPUR BIO ORGANICS LIMITED
8. Location of Project	UTTAR PRADESH
9. TOR Date	N/A

The project details along with terms and conditions are appended herewith from page no 2 onwards.

Date: 01/12/2023

(e-signed)
Ajay Kumar Sharma
Member Secretary
SEIAA - (UTTAR PRADESH)

Note: A valid environmental clearance shall be one that has EC identification number & E-Sign generated from PARIVESH. Please quote identification number in all future correspondence.

This is a computer generated cover page.





State Level Environment Impact Assessment Authority, Uttar Pradesh

Directorate of Environment, U.P.

Vineet Khand-1, Gomti Nagar, Lucknow- 226010

E-Mail- doeuplko@yahoo.com, seiaaup@yahoo.com

Phone no- 0522-2300541

Reference- MoEFCC Proposal no- SIA/UP/IND2/443733/2023 & SEIAA, U.P. & File no-8233-7515

Sub: Environmental Clearance for Proposed Expansion of Existing Sugar Unit from 7000 TCD to 10000 TCD without change in existing co gen power capacity – 27.7 MW within existing industry premises at village-Mansurpur, Tehsil- Khatauli & District– Muzaffarnagar, M/s Dhampur Bio Organics Limited, (Unit: Mansurpur, Division: Sugar).

Dear Sir,

This is with reference to your application / letter dated 09-09-2023 & 13-10-2023 on above mentioned subject. The matter was considered by 799st SEAC in meeting held on 16-10-2023 and 775th SEIAA meeting held on 10-11-2023.

A presentation was made by the project proponent along with their consultant M/s Environmental & Technical Research Centre to SEAC on 16-10-2023.

Project Details Informed by the Project Proponent and their Consultant

The project proponent, through the documents and presentation gave following details about their project –

1. The environmental clearance is sought for Expansion of Existing Sugar Unit from 7000 TCD to 10000 TCD without change in existing co gen power capacity – 27.7 MW within existing industry premises at village-Mansurpur, Tehsil- Khatauli & District– Muzaffarnagar, M/s Dhampur Bio Organics Limited, (Unit: Mansurpur, Division: Sugar).
2. The standard terms of reference in the matter were issued through online Parivesh Portal on 11/01/2023.
3. The public hearing was organized on 27/07/2023 and final EIA report submitted through online Parivesh Portal on 09/09/2023.
4. Salient features of the project:

Sr. No	Particulars	Details		
		Existing	Proposed expansion	After Expansion
1.	Nature and Size of Project	7000 TCD	3000 TCD	10000 TCD
2.	Locations Details			
	Village/City	Mansurpur		
	Tehsil	Khatauli		
	District	Muzaffarnagar		
	State	Uttar Pradesh		
3.	Area Details			
	Total Plant Area	Existing Industry: 15.0 Hectare (37.07 Acre) Proposed Expansion: Nil Total after expansion : 15.0 Hectare (37.07 Acre) No change in the area of industry, expansion will be done within existing premises.		
	Greenbelt / Plantation Area	~ 33% of the project area has been provided as green belt. Same will be maintained after expansion also.		

4.	Cost Details			
	Total Project Cost	Existing Cost : Rs 12600 Lakhs. Cost for proposed expansion: Rs 4000 Lakhs. Total project cost after expansion: Rs 16600 Lakhs.		
	Cost for Environment Management Plan	Capital Cost: Rs 600 Lakhs Recurring Cost: Rs 250 Lakhs		
5.	Basic Requirements for the project			
	Water Requirement	Existing	After Proposed expansion	
	Industrial (Fresh Water)	1120 KLD (@ 0.16 KL/T of cane crush)	1600 KLD (@ 0.16 KL/T of cane crush)	
	Domestic (Fresh Water)	150 KLD	150 KLD	
	Total Fresh Water requirement	1270 KLD	1750 KLD	
	Source of Fresh Water	Ground water through Tube / Bore well.		
	Power Requirement	Existing power requirement – 9.7 MW, After proposed expansion: 13.75 MW,		
	Man Power Requirement	Existing manpower of the plant is 600 nos and for proposed expansion, additional 200 Person will be added during season. Total direct employment after expansion : 800 Nos. The total estimated manpower (indirect employment) after the proposed expansion shall be 200 Nos during the peak season		
6.	Fuel and Its Quantity	Existing requirement: 2280 TPD After proposed expansion: 2280 TPD (No Change) # Bagasse is being and will be used as fuel.		
7.	Steam requirement	Existing: 130 TPH After proposed expansion: 170 TPH		
8.	Source	Two (02) numbers boiler of capacity 90 TPH & 100 TPH is already installed.		
9.	Product Details	Existing	After Proposed Expansion	
	a Sugar	700 MT/Day	1200 MT/Day	
	b Molasses (Byproduct)	315 MT/Day	450 MT/Day	
	c Bagasse (By product)	2100 MT/Day	2800 MT/Day	
	d Press Mud (By Product)	280 MT/Day	400 MT/Day	
10.	Raw Material			
		Existing	Proposed expansion	After proposed expansion
	Sugar Cane Crushing	7000 TCD	3000 TCD	10000 TCD

5. Land use details:

Sr. No.	Land Use	Area in Sqm	Area in Percentage
1	Roof Top (Building, Covered Shed)	7425	4.95 %
2	Green Belt	49500	33.0 %
3	Road and Paved	7005	4.65 %
4	Open Area	86070	57.38 %
Grand Total		150000	100 %

6. Product and by products details:

Product and its Quantity	Existing	After Expansion
	Sugar Cane 7000 TCD Crushing	Sugar Cane 10000 TCD Crushing

Sugar (Product)	700 MT/Day	1200 MT/Day
Molasses (By Product)	315 MT/Day	450 MT/Day
Bagasse (By Product)	2100 MT/Day	2800 MT/Day
Press Mud (By Product)	280 MT/Day	400 MT/Day

7. Raw material details:

Sr. No.	Particulars	Existing	Proposed Expansion	Total after expansion	Source of the raw material & mode of transportations
1.	Sugar Cane	7000 T	3000 T	10000 T	From reserve area by tractor trolley/trucks
2.	Chemicals				
a.	Lime	12.0 T	11.0 T	23.0 T	Will be sourced from Lime Stone mines and transported by trucks.
b.	Caustic Soda	0.25 T	0.25 T	0.5 T	Will be purchased from Caustic Soda Manufacturers and will be transported by trucks.
c.	Common salt	1.0 T	2.5 T	3.5 T	Will be sourced from Open Market.

8. Water requirement details:

Sr. No.	Particulars	Existing KLD	Proposed KLD	Total KLD	Source
1	Industrial (Season)	1120	480	1600	Ground Water through Tube-well
AND					
2	Domestic water requirement	150	-	150	
	Grand Total	1270	480	1750	
3	Waste Water generation	1400	600	2000	Maximum effluent generation is being and will be @ 0.2 KL / Ton of Cane Crushed.
	Waste water treatment	After expansion effluent generation will be 2000 KLD. Effluent will be treated in ETP of capacity 2300 KLD. Existing Effluent Treatment plant capacity is 1600 KLD. Existing ETP will be modified to 2300 KLD capacity.			

9. Solid waste details:

DOMESTIC SOLID WASTE				
Category	Type of Waste	Colour of Bins	Disposal Method	Total Waste (Kg/day)
Bio Degradable	Organic Waste	Green	Organic waste converter within the project site	150.0
Non-Biodegradable	Recyclable Waste	White	Authorized Recycler	50.0
Non-Biodegradable	Inert Waste	Black	Nearby Landfill Site	50.0
	Total			250.0 Kg/day

10. Process waste:

Name of Solid waste	Existing capacity	Total After Expansion	Management Plan
Boiler ash	41.04 MT/Day	41.40 MT/Day (No Change)	Boiler ash is being / will be supplied to the brick manufacturer.
ETP Sludge	4.91 MT/Day	7.02 MT/Day	ETP Sludge is being / will be given to the farmers.
Press Mud	280 MT/Day	400 MT/Day	Press mud is being / will be given to the farmers.

11. The project proposal falls under category-5(j) of EIA Notification, 2006 (as amended).

Based on the recommendations of the State Level Expert Appraisal Committee Meeting (SEAC) held on 16-10-2023 the State Level Environment Impact Assessment Authority (SEIAA) in its Meeting held 10-11-2023 discussed the matter and recommended grant of environmental clearance on the proposal as above alongwith standard environmental clearance conditions prescribed by MoEF&CC, GoI and following additional conditions:

Specific Conditions:

- I. The project proponent shall follow MoEFCC notification 35 (E) dated 14 January 2016 in letter and spirit.
- II. The project proponent shall handle boiler ash properly.
- III. Dedicated space for storage of boiler ash with proper fencing should be ensured.
- IV. Three tier green belt shall be developed with native species all along the periphery of the project. Site survival rate of green belt developed shall be monitored on periodic basis to ensure that damaged plants are replaced with new plants in the subsequent years (Miyawaki method to be adopted for plantation).
- V. Performance test shall be conducted on all pollution control system every year and report shall be submitted to Regional office of the MoEF and CC.
- VI. Greening and paving shall be implemented in the plant area to arrest soil erosion and dust pollution exposed soil surface.
- VII. Properly covered vehicles shall be used while transporting material and product.
- VIII. Allergy test should also be included in health checkup of works.
- IX. Industry should comply with the CPCB charter guidelines for sugar units and STP treated water shall be used for the different purposes as per the requirement in industry and rest treated water should be used for the irrigation purpose etc. No STP treated water shall be discharged outside the premises without the permission of UPPCB.
- X. Industry installed air pollution control system for boilers as per the CPCB guidelines and air pollutant emissions should meet the prescribed standard of CPCB.

Standard environmental clearance conditions:

I. Statutory compliance:

- I. The project proponent shall obtain forest clearance under the provisions of Forest (Conservation) Act, 1986, in case of the diversion of forest land for non-forest purpose involved in the project.
- II. The project proponent shall obtain clearance from the National Board for Wildlife, if applicable.
- III. The project proponent shall prepare a Site-Specific Conservation Plan & Wildlife Management Plan and approved by the Chief Wildlife Warden, if applicable. The

recommendations of the approved Site-Specific Conservation Plan / Wildlife Management Plan shall be implemented in consultation with the State Forest Department. The implementation report shall be furnished along with the six - monthly compliance report. (in case of the presence of schedule-I species in the study area).

- IV. The project proponent shall obtain Consent to Establish / Operate under the provisions of Air (Prevention & Control of Pollution) Act, 1981 and the Water (Prevention & Control of Pollution) Act, 1974 from the concerned State pollution Control Board/ Committee.
- V. The project proponent shall obtain authorization under the Hazardous and other Waste Management Rules, 2016 as amended from time to time.
- VI. The Company shall strictly comply with the rules and guidelines under Manufacture, Storage and Import of Hazardous Chemicals (MSIHC) Rules, 1989 as amended time to time. All transportation of Hazardous Chemicals shall be as per the Motor Vehicle Act (MVA), 1989

II. Air quality monitoring and preservation:

- I. The project proponent shall install 24x7 continuous emission monitoring system at process stacks to monitor stack emission with respect to standards prescribed in Environment (Protection) Rules 1986 and connected to SPCB and CPCB online servers and calibrate these system from time to time according to equipment supplier specification through labs recognized under Environment (Protection) Act, 1986 or NABL accredited laboratories.
- II. The project proponent shall install system carryout to Ambient Air Quality monitoring for common/criterion parameters relevant to the main pollutants released (e.g. PM10 and PM2.s in reference to PM emission , and SO2 and NOx in reference to SO2 and NOx emissions) within and outside the plant area at least at four locations (one within and three outside the plant area at an angle of 12 0° each), covering upwind and downwind direct ions.
- III. The project proponent shall submit monthly summary report of continuous stack emission and air quality monitoring and results of manual stack monitoring and manual monitoring of air quality /fugitive emissions to Regional Office of MoEF&CC, Zonal office of CPCB and Regional Office of SPCB along with six- monthly monitoring report.
- IV. Appropriate Air Pollution Control (APC) system shall be provided for all the dust generating points including fugitive dust from all vulnerable sources, so as to comply prescribed stack emission and fugitive emission standards.
- V. The National Ambient Air Quality Emission Standards issued by the Ministry vide G.S.R. No. 826(E) dated 16th November, 2009 shall be complied with.
- VI. Sulphur content should not exceed 0.5% in the coal for use in coal fired boilers to control particulate emissions within permissible limits (as applicable). The gaseous emissions shall be dispersed through stack of adequate height as per CPCB/SPCB guidelines.
- VII. The DG sets shall be equipped with suitable pollution control devices and the adequate stack height so that the emissions are in conformity with the extant regulations and the guidelines in this regard.
- VIII. Storage of raw materials, coal etc shall be either stored in silos or in covered areas to prevent dust pollution and other fugitive emissions.

III. Water quality monitoring and preservation

- I. For online continuous monitoring of effluent, the unit shall install web camera with night vision capability and flow meters in the channel/drain carrying effluent within the premises and connected to SPCB and CPCB online servers.
 - II. Process effluent /any wastewater shall not be allowed to mix with storm water. The storm water from the premises shall be collected and discharged through a separate conveyance system.
 - III. The effluent discharge shall conform to the standards prescribed under the Environment (Protection) Rules, 1986, or as specified by the State Pollution Control Board while granting Consent under the Air/Water Act, whichever is more stringent.
 - IV. Total fresh water requirement shall not exceed the proposed quantity or as specified by the Committee. Prior permission shall be obtained from the concerned regulatory authority/CGWA in this regard.
 - V. Generated effluent shall be treated in ETP and treated effluent shall conform the standard under the EP Act, 1986/CPCB/MoEFCC and treated water from ETP shall be used for irrigation.
 - VI. The Company shall harvest rainwater from the roof tops of the buildings and storm water drains to recharge the ground water and utilize the same for different industrial operations within the plant.
- IV. Noise monitoring and prevention**
- I. Acoustic enclosure shall be provided to DG set for controlling the noise pollution.
 - II. The overall noise levels in and around the plant area shall be kept well within the standards by providing noise control measures including acoustic hoods, silencers , enclosures etc. on all sources of noise generation.
 - III. The ambient noise levels should conform to the standards prescribed under E(P)A Rules, 1986 viz. 75 dB(A) during day time and 70 dB(A) during night time
- V. Energy Conservation measures**
- I. The energy sources for lighting purposes shall preferably be LED based.
- VI. Waste management**
- I. Hazardous chemicals shall be stored in tanks, tank farms, drums, carboys etc. Flame arresters shall be provided on tank farm and the solvent transfer through pumps.
 - II. Process organic residue and spent carbon, if any, shall be sent to cement industries. ETP sludge, process inorganic & evaporation salt, if hazardous shall be disposed off to the TSDF.
 - III. **The company shall undertake waste minimization measures wherever feasible as below :-**
 - a. Metering and control of quantities of active ingredients to minimize waste .
 - b. Reuse of by-products from the process as raw materials or as raw material substitutes in other processes.
 - c. Use of automated filling to minimize spillage.
 - d. Use of Close Feed system into batch reactors.
 - e. Venting equipment through vapour recovery system.
 - f. Use of high pressure hoses for equipment clearing to reduce wastewater generation
- VII. Green Belt**
- I. Green belt shall be developed in an area equal to 33% of the plant area with a

native tree species in accordance with CPCB guidelines. The greenbelt shall inter alia cover the entire periphery of the plant.

VIII. Safety, Public hearing and Human health issues

- I. Emergency preparedness plan based on the Hazard identification and Risk Assessment (HIRA) and Disaster Management Plan shall be implemented.
- II. The PP shall provide Personal Protection Equipment (PPE) as per the norms of Factory Act.
- III. Training shall be imparted to all employees on safety and health aspects of chemicals handling. Pre-employment and routine periodical medical examinations for all employees shall be undertaken on regular basis. Training to all employees on handling of chemicals shall be imparted.
- IV. Provision shall be made for the housing of construction labour within the site with all necessary infrastructure and facilities such as fuel for cooking, mobile toilets, mobile STP, safe drinking water, medical health care, creche etc. The housing may be in the form of temporary structures to be removed after the completion of the project.
- V. Occupational health surveillance of the workers shall be done on a regular basis and records maintained as per the Factories Act.
- VI. There shall be adequate space inside the plant premises earmarked for parking of vehicles for raw materials and finished products, and no parking to be allowed outside on public places

IX. Corporate Environment Responsibility

- I. The project proponent shall comply with the provisions contained in this Ministry's OM vide F.No. 22-65/2017-IA.III dated 1st May 2018, as applicable, regarding Corporate Environment Responsibility.
- II. The company shall have a well laid down environmental policy duly approved by the Board of Directors. The environmental policy should prescribe for standard operating procedures to have proper checks and balances and to bring into focus any infringements /deviation/violation of the environmental / forest /wildlife norms / conditions. The company shall have defined system of reporting infringements / deviation/ violation of the environmental/ forest / wildlife norms / conditions and / or shareholders / stake holders. The copy of the board resolution in this regard shall be submitted to the MoEF&CC as a part of six-monthly report.
- III. A separate Environmental Cell both at the project and company head quarter level, with qualified personnel shall be set up under the control of senior Executive, who will directly report to the head of the organization.
- IV. Action plan for implementing EMP and environmental conditions along with responsibility matrix of the company shall be prepared and shall be duly approved by competent authority. The year wise funds earmarked for environmental protection measures shall be kept in separate account and not to be diverted for any other purpose. Year wise progress of implementation of action plan shall be reported to the Ministry/Regional Office along with the Six Monthly Compliance Report.
- V. Self-environmental audit shall be conducted annually. Every three years third party environmental audit shall be carried out.

X. Miscellaneous

- I. The project proponent shall make public the environmental clearance granted for their project along with the environmental conditions and safeguards at their cost by prominently advertising it at least in two local newspapers of the District or State, of which one shall be in the vernacular language within seven days and in addition this shall also be displayed in the project proponent's website permanently.
- II. The copies of the environmental clearance shall be submitted by the project proponents to the Heads of local bodies, Panchayats and Municipal Bodies in addition to the relevant offices of the Government who in turn has to display the same for 30 days from the date of receipt.
- III. The project proponent shall upload the status of compliance of the stipulated environment clearance conditions, including results of monitored data on their website and update the same on half-yearly basis.
- IV. The project proponent shall monitor the criteria pollutants level namely; PM₁₀, SO₂, NO_x (ambient levels as well as stack emissions) or critical sectoral parameters, indicated for the projects and display the same at a convenient location for disclosure to the public and put on the website of the company.
- V. The project proponent shall submit six-monthly reports on the status of the compliance of the stipulated environmental conditions on the website of the ministry of Environment, Forest and Climate Change at environment clearance portal.
- VI. The project proponent shall submit the environmental statement for each financial year in Form-V to the concerned State Pollution Control Board as prescribed under the Environment (Protection) Rules, 1986, as amended subsequently and put on the website of the company.
- VII. The project proponent shall inform the Regional Office as well as the Ministry, the date of financial closure and final approval of the project by the concerned authorities, commencing the land development work and start of production operation by the project.
- VIII. The project authorities must strictly adhere to the stipulations made by the State Pollution Control Board and the State Government.
- IX. The project proponent shall abide by all the commitments and recommendations made in the EIA/EMP report, commitment made during Public Hearing and also that during their presentation to the Expert Appraisal Committee.
- X. No further expansion or modifications in the plant shall be carried out without prior approval of the Ministry of Environment, Forests and Climate Change (MoEF&CC).
- XI. Concealing factual data or submission of false /fabricated data may result in revocation of this environmental clearance and attract action under the provisions of Environment (Protection) Act, 1986.
- XII. The Ministry may revoke or suspend the clearance, if implementation of any of the above conditions is not satisfactory.
- XIII. The Ministry reserves the right to stipulate additional conditions if found necessary.
- XIV. The Company in a time bound manner shall implement these conditions.
- XV. The Regional Office of this Ministry shall monitor compliance of the stipulated conditions. The project authorities should extend full cooperation to the officer (s) of the Regional Office by furnishing the requisite data / information/monitoring reports.
- XVI. The above conditions shall be enforced, inter-alia under the provisions of the

Water (Prevention & Control of Pollution) Act, 1974, the Air (Prevention & Control of Pollution) Act, 1981, the Environment (Protection) Act, 1986, Hazardous and Other Wastes (Management and Transboundary Movement) Rules, 2016 and the Public Liability Insurance Act, 1991 along with their amendments and Rules and any other orders passed by the Hon'ble Supreme Court of India / High Courts and any other Court of Law relating to the subject matter.

- xvii. Any appeal against this EC shall lie with the National Green Tribunal, if preferred, within a period of 30 days as prescribed under Section 16 of the National Green Tribunal Act, 2010.

Concealing factual data and information or submission of false/fabricated data and failure to comply with any of the conditions stipulated in the Prior Environmental Clearance attract action under the provision of Environmental (Protection) Act, 1986.

This Environmental Clearance is subject to ownership of the site by the project proponents in confirmation with approved Master Plan for Muzaffarnagar. In case of violation; it would not be effective and would automatically be stand cancelled.

The project proponent has to ensure that the proposed site is not a part of any no-development zone as required/prescribed/identified under law. In case of the violation this permission shall automatically be deemed to be cancelled. Also, in the event of any dispute on ownership or land use of the proposed site, this Clearance shall automatically be deemed to be cancelled.

Further project proponent has to submit the regular 6 monthly compliance report regarding general & specific conditions as specified in the E.C. letter and comply the provision of EIA notification 2006 (as Amended).

These stipulations would be enforced among others under the provisions of Water (Prevention and Control of Pollution) Act, 1974, the Air (Prevention and Control of Pollution) Act, 1981, the Environment (Protection) Act, 1986, the Public Liability (Insurance) Act, 1991 and EIA Notification, 2006 including the amendments and rules made thereafter.

Copy, through email, for information and necessary action to –

1. **Additional Chief Secretary, Department of Environment, Forest and Climate Change, Government of Uttar Pradesh, Lucknow (email – psforest2015@gmail.com)**
2. **Joint Secretary, Ministry of Environment, Forest and Climate Change, Government of India, 3rd Floor, Prithvi-Block, Indira Paryavaran Bhawan, Jor Bagh Road, New Delhi-110003 (email – sudheer.ch@gov.in)**
3. **Deputy Director General of Forests (C), Integrated Regional Office, Ministry of Environment, Forest and Climate Change, Kendriya Bhawan, 5th Floor, Sector “H”, Aliganj, Lucknow – 226020 (email – rocz.lko-mef@nic.in)**
4. **District Magistrate, Muzaffarnagar.**
5. **Member Secretary, Uttar Pradesh Pollution Control Board, TC-12V, Paryavaran Bhawan, Vibhuti Khand, Gomti Nagar, Lucknow-226010 (email – ms@uppcb.com)**
6. **Copy to Web Master for uploading on PARIVESH Portal.**
7. **Copy for Guard File.**

(Ajay Kumar Sharma)
Member Secretary, SEIAA



ENVIRONMENTAL AND TECHNICAL RESEARCH CENTRE

Office & Laboratory : 2/261, Vishwas Khand, Gomti Nagar, Lucknow - 226 010 (U.P.)

Email : ETRCLTH@YAHOO.IN, Web.: www.etrclth.com

(ISO 9001:2015, ISO 45001:2018 (OH&S) ISO 14001:2015)

An approved laboratory from Ministry of Environment, Forest and Climate change, Govt. of India under EPA 1986

ETRC/PM09/TEST-REP/FT/45

TEST REPORT WATER & WASTE WATER ANALYSIS

Test Report Ref No.: ETRC/2310/14668/2024	Date of Report: 23/10/2024
Name /Address/Type of Industry	M/s Dhampur Bio Organics Limited Unit: Mansurpur, Division: Sugar Village: Mansurpur, Tehsil: Khatauli District: Muzaffarnagar (Uttar Pradesh)

SAMPLE DETAILS

1	Water/ Waste Water	Ground Water	5	Packing Condition	Sealed
2	Sample Description	Borewell Water	6	Sample Collected By	Industry self
				Sample Collection date	18.10.2024
3	Sample received date	18.10.2024	7	Analysis Start Date	18.10.2024
4	Sample Quantity	5.0 liters	8	Analysis End Date	24.10.2024

TEST RESULT

Sr. No	Test Parameter	Unit	Protocol/Test Method	Result	Range of testing /limit of detection	Indian Standard 10500: 2012	
						Desirable	Permissible
Physico-chemical Parameters							
1	Colour	Hazen	IS: 3025 (Part-04): 2021	<5.0	5 - 30	5	15
2	Odour	-	IS: 3025 (Part-05): 2018	Agreeable	Qualitative	Agreeable	Agreeable
3	pH	-	APHA 24 th Ed. 2023 - 4500 H ⁺	7.4	1 - 14	6.5-8.5	No Relaxation
4	Turbidity	NTU	APHA 24 th Ed. 2023 - 2130 B	BDL	2 - 40	1	5
5	Total Dissolved Solids (TDS)	mg/l	APHA 24 th Ed. 2023 - 2552 A+B	386.4	10 - 5000	500	2000
6	Ammonia (as total ammonia-N)	mg/l	IS: 3025 (Part-16): 2023	BDL	0.5 - 2	0.5	No Relaxation
7	Anionic Detergents (as MBAS)	mg/l	APHA 24 th Ed. 2023 - 4500-NH ₃ F	BDL	0.05 - 0.5	0.2	1.0
8	Calcium as Ca	mg/l	APHA 24 th Ed. 2023 - 5540 C	52.8	2.0 - 600	75	200
9	Magnesium as Mg	mg/l	IS: 3025 (Part-40): 1991 Reaffirmed: 2019	29.16	0.1 - 200	30	100
10	Chloride as Cl	mg/l	APHA 24 th Ed. 2023 - 3500 Mg, B	26.0	2.0 - 2000	250	1000
11	Fluoride as F	mg/l	APHA 24 th Ed. 2023 - 4500-Cl ⁻ B	0.37	0.02 - 5.0	1.0	1.5
12	Free Residual Chlorine	mg/l	APHA 24 th Ed. 2023 - 4500 F ⁻ C	BDL	0.1 - 5.0	0.2	1.0
13	Nitrate as NO ₃	mg/l	IS: 3025 (Part-26): 1986 Reaffirmed: 2019	BDL	1.0 - 70	45	No Relaxation
14	Phenolic Compound (as C ₆ H ₅ OH)	mg/l	IS: 3025 (Part-34): 1986 Reaffirmed: 2019	BDL	0.001 - 0.005	0.001	0.002
15	Sulphate as SO ₄	mg/l	APHA 24 th Ed. 2023 - 5530 C	30.0	1.0 - 500	200	400
16	Alkalinity as CaCO ₃	mg/l	APHA 24 th Ed. 2023 - 4500- SO ₄ ²⁻	276.0	2.0 - 1000	200	600
17	Total Hardness as CaCO ₃	mg/l	APHA 24 th Ed. 2023 - 2320 B	252.0	5.0 - 800	200	600
18	Aluminium as Al	mg/l	APHA 24 th Ed. 2023 - 2340 C	BDL	0.015 - 5.0	0.03	0.2
19	Boron as B	mg/l	APHA 24 th Ed. 2023 - 3120 B (ICP-OES)	BDL	0.05 - 2.0	0.5	1.0
20	Copper as Cu	mg/l	APHA 24 th Ed. 2023 - 3120 B (ICP-OES)	BDL	0.03 - 10	0.05	1.5
21	Iron as Fe	mg/l	APHA 24 th Ed. 2023 - 3120 B (ICP-OES)	0.14	0.05 - 20	0.3	No Relaxation



ENVIRONMENTAL AND TECHNICAL RESEARCH CENTRE

Office & Laboratory : 2/261, Vishwas Khand, Gomti Nagar, Lucknow - 226 010 (U.P.)

Email : ETRCLTH@YAHOO.IN, Web.: www.etrclth.com

(ISO 9001:2015, ISO 45001:2018 (OH&S) ISO 14001:2015)

An approved laboratory from Ministry of Environment, Forest and Climate change, Govt. of India under EPA 1986

Test Report Ref No.: ETRC/2310/14668/2024

22	Manganese as Mn	mg/l	APHA 24 th Ed. 2023 - 3120 B (ICP-OES)	0.03	0.02 - 5.0	0.1	0.3
23	Zinc as Zn	mg/l	APHA 24 th Ed. 2023 - 3120 B (ICP-OES)	0.62	0.05 - 15	5	15
24	Cadmium as Cd	mg/l	APHA 24 th Ed. 2023 - 3120 B (ICP-OES)	BDL	0.003 - 2.0	0.003	No Relaxation
25	Lead as Pb	mg/l	APHA 24 th Ed. 2023 - 3120 B (ICP-OES)	BDL	0.01 - 10	0.01	No Relaxation
26	Mercury as Hg	µg/l	APHA 24 th Ed. 2023 - 3112 B	BDL	0.5 - 1000	1.0	No Relaxation
27	Nickel as Ni	mg/l	APHA 24 th Ed. 2023 - 3120 B (ICP-OES)	BDL	0.02 - 5.0	0.02	No Relaxation
28	Arsenic as As	mg/l	APHA 24 th Ed. 2023 - 3120 B (ICP-OES)	BDL	0.02 - 2	0.01	0.05
29	Total Chromium	mg/l	APHA 24 th Ed. 2023 - 3120 B (ICP-OES)	BDL	0.03 - 5.0	0.05	No Relaxation
Microbiological Parameters							
30	E. coli	MPN/100 ml	IS: 1622 - 1981 Reaffirmed: 2019	Absent	1.8 - 1600	Shall not be detected in any 100 ml sample	
31	T. coli	MPN/100 ml	IS: 1622 - 1981 Reaffirmed: 2019	Absent	1.8 - 1600	Shall not be detected in any 100 ml sample	


BDL=Below Detection Limit

..... END OF REPORT.....

- ETRC warrants that all analytical work is conducted professionally in accordance with all applicable standard laboratory practices and that this data reflects our best attempt to generate accurate results for the sample, mentioned in the report as above.
- The result relate only to the items tested.
- ETRC does not assume any liability for any claims or damages related to the quality of parameter analyzed in the results and/or the performance of the equipment constituting to the results.
- All disputes subject to Lucknow jurisdiction.
- This report is not to be reproduced wholly or in part and cannot be used as evidence in the court of law and should not be used in any advertising media without our special permission in writing.
- Complain register is available in our laboratory.


Authorized Signatory
(Sandeep Kr Verma)
Lab-Incharge




Authorized Signatory
(Ritu Garg)
QM



ENVIRONMENTAL AND TECHNICAL RESEARCH CENTRE

Office & Laboratory : 2/261, Vishwas Khand, Gomti Nagar, Lucknow - 226 010 (U.P.)

Email : ETRCLTH@YAHOO.IN, Web.: www.etrclth.com

(ISO 9001:2015, ISO 45001:2018 (OH&S) ISO 14001:2015)

An approved laboratory from Ministry of Environment, Forest and Climate change, Govt. of India under EPA 1986

ETRC/PM09/TEST-REP/FT/45

TEST REPORT WATER & WASTE WATER ANALYSIS

Test Report Ref No.: ETRC/EPA/12500/2024	Date of Report: 28/11/2024
Name /Address/Type of Industry	M/s Dhampur Bio Organics Limited Unit: Mansurpur, Division: Sugar Village: Mansurpur, Tehsil: Khatauli District: Muzaffarnagar (Uttar Pradesh)

SAMPLE DETAILS

1	Water/ Waste Water	Ground Water	5	Packing Condition	Sealed
2	Sample Description	Borewell Water	6	Sample Collected By	Industry self
3	Sample received date	21.11.2024	7	Sample Collection date	21.11.2024
4	Sample Quantity	5.0 liters	8	Analysis Start Date	21.11.2024
				Analysis End Date	27.11.2024

TEST RESULT

Sr. No	Test Parameter	Unit	Protocol/Test Method	Result	Range of testing /limit of detection	Indian Standard 10500: 2012	
						Desirable	Permissible
Physico-chemical Parameters							
1	Colour	Hazen	IS: 3025 (Part-04): 2021	<5.0	5 - 30	5	15
2	Odour	-	IS: 3025 (Part-05): 2018	Agreeable	Qualitative	Agreeable	Agreeable
3	pH	-	APHA 24 th Ed. 2023 - 4500 H ⁺	7.5	1 - 14	6.5-8.5	No Relaxation
4	Turbidity	NTU	APHA 24 th Ed. 2023 - 2130 B	BDL	2 - 40	1	5
5	Total Dissolved Solids (TDS)	mg/l	APHA 24 th Ed. 2023 - 2552 A+B	376.0	10 - 5000	500	2000
6	Ammonia (as total ammonia-N)	mg/l	IS: 3025 (Part-16): 2023	BDL	0.5 - 2	0.5	No Relaxation
7	Anionic Detergents (as MBAS)	mg/l	APHA 24 th Ed. 2023 - 4500-NH ₃ F	BDL	0.05 - 0.5	0.2	1.0
8	Calcium as Ca	mg/l	APHA 24 th Ed. 2023 - 5540 C	51.2	2.0 - 600	75	200
9	Magnesium as Mg	mg/l	IS: 3025 (Part-40): 1991 Reaffirmed: 2019	31.10	0.1 - 200	30	100
10	Chloride as Cl	mg/l	APHA 24 th Ed. 2023 - 3500 Mg, B	22.0	2.0 - 2000	250	1000
11	Fluoride as F	mg/l	APHA 24 th Ed. 2023 - 4500-Cl ⁻ B	0.36	0.02 - 5.0	1.0	1.5
12	Free Residual Chlorine	mg/l	APHA 24 th Ed. 2023 - 4500 F ⁻ C	BDL	0.1 - 5.0	0.2	1.0
13	Nitrate as NO ₃	mg/l	IS: 3025 (Part-26): 1986 Reaffirmed: 2019	BDL	1.0 - 70	45	No Relaxation
14	Phenolic Compound (as C ₆ H ₅ OH)	mg/l	IS: 3025 (Part-34): 1986 Reaffirmed: 2019	BDL	0.001 - 0.005	0.001	0.002
15	Sulphate as SO ₄	mg/l	APHA 24 th Ed. 2023 - 5530 C	28.0	1.0 - 500	200	400
16	Alkalinity as CaCO ₃	mg/l	APHA 24 th Ed. 2023 - 4500- SO ₄ ²⁻	284.0	2.0 - 1000	200	600
17	Total Hardness as CaCO ₃	mg/l	APHA 24 th Ed. 2023 - 2320 B	256.0	5.0 - 800	200	600
18	Aluminium as Al	mg/l	APHA 24 th Ed. 2023 - 2340 C	BDL	0.015 - 5.0	0.03	0.2
19	Boron as B	mg/l	APHA 24 th Ed. 2023 - 3120 B (ICP-OES)	BDL	0.05 - 2.0	0.5	1.0
20	Copper as Cu	mg/l	APHA 24 th Ed. 2023 - 3120 B (ICP-OES)	BDL	0.03 - 10	0.05	1.5
21	Iron as Fe	mg/l	APHA 24 th Ed. 2023 - 3120 B (ICP-OES)	0.29	0.05 - 20	0.3	No Relaxation



ENVIRONMENTAL AND TECHNICAL RESEARCH CENTRE

Office & Laboratory : 2/261, Vishwas Khand, Gomti Nagar, Lucknow - 226 010 (U.P.)

Email : ETRCLTH@YAHOO.IN, Web.: www.etrclth.com

(ISO 9001:2015, ISO 45001:2018 (OH&S) ISO 14001:2015)

An approved laboratory from Ministry of Environment, Forest and Climate change, Govt. of India under EPA 1986

Test Report Ref No.: ETRC/EPA/12500/2024

22	Manganese as Mn	mg/l	APHA 24 th Ed. 2023 - 3120 B (ICP-OES)	0.04	0.02 - 5.0	0.1	0.3
23	Zinc as Zn	mg/l	APHA 24 th Ed. 2023 - 3120 B (ICP-OES)	0.45	0.05 - 15	5	15
24	Cadmium as Cd	mg/l	APHA 24 th Ed. 2023 - 3120 B (ICP-OES)	BDL	0.003 - 2.0	0.003	No Relaxation
25	Lead as Pb	mg/l	APHA 24 th Ed. 2023 - 3120 B (ICP-OES)	BDL	0.01 - 10	0.01	No Relaxation
26	Mercury as Hg	µg/l	APHA 24 th Ed. 2023 - 3112 B	BDL	0.5 - 1000	1.0	No Relaxation
27	Nickel as Ni	mg/l	APHA 24 th Ed. 2023 - 3120 B (ICP-OES)	BDL	0.02 - 5.0	0.02	No Relaxation
28	Arsenic as As	mg/l	APHA 24 th Ed. 2023 - 3120 B (ICP-OES)	BDL	0.02 - 2	0.01	0.05
29	Total Chromium	mg/l	APHA 24 th Ed. 2023 - 3120 B (ICP-OES)	BDL	0.03 - 5.0	0.05	No Relaxation
Microbiological Parameters							
30	E. coli	MPN/100 ml	IS: 1622 - 1981 Reaffirmed: 2019	Absent	1.8 - 1600	Shall not be detected in any 100 ml sample	
31	T. coli	MPN/100 ml	IS: 1622 - 1981 Reaffirmed: 2019	Absent	1.8 - 1600	Shall not be detected in any 100 ml sample	

BDL=Below Detection Limit

..... END OF REPORT.....

- ETRC warrants that all analytical work is conducted professionally in accordance with all applicable standard laboratory practices and that this data reflects our best attempt to generate accurate results for the sample, mentioned in the report as above.
- The result relate only to the items tested.
- ETRC does not assume any liability for any claims or damages related to the quality of parameter analyzed in the results and/or the performance of the equipment constituting to the results.
- All disputes subject to Lucknow jurisdiction.
- This report is not to be reproduced wholly or in part and cannot be used as evidence in the court of law and should not be used in any advertising media without our special permission in writing.
- Complain register is available in our laboratory.

Authorized Signatory
(Sandeep Kr Verma)
Lab-Incharge



Authorized Signatory
(Ritu Garg)
QM



ENVIRONMENTAL AND TECHNICAL RESEARCH CENTRE

Office & Laboratory : 2/261, Vishwas Khand, Gomti Nagar, Lucknow - 226 010 (U.P.)

Email : ETRCLTH@YAHOO.IN, Web.: www.etrcindia.com

(ISO 9001:2015, ISO 45001:2018 (OH&S) ISO 14001:2015)

An approved laboratory from Ministry of Environment, Forest and Climate change, Govt. of India under EPA 1986

ETRC/PM09/TEST-REP/FT/45

TEST REPORT WATER & WASTE WATER ANALYSIS

Test Report Ref No.: ETRC/EPA/13141/2024	Date of Report: 30/12/2024
Name /Address/Type of Industry	M/s Dhampur Bio Organics Limited Unit: Mansurpur, Division: Sugar Village: Mansurpur, Tehsil: Khatauli District: Muzaffarnagar (Uttar Pradesh)

SAMPLE DETAILS

1	Water/ Waste Water	Ground Water	5	Packing Condition	Sealed
2	Sample Description	Borewell Water	6	Sample Collected By	Industry self
3	Sample received date	24.12.2024	7	Sample Collection date	24.12.2024
4	Sample Quantity	5.0 liters	8	Analysis Start Date	24.12.2024
				Analysis End Date	30.12.2024

TEST RESULT

Sr. No	Test Parameter	Unit	Protocol/Test Method	Result	Range of testing /limit of detection	Indian Standard 10500: 2012	
						Desirable	Permissible
Physico-chemical Parameters							
1	Colour	Hazen	IS: 3025 (Part-04): 2021	<5.0	5 - 30	5	15
2	Odour	-	IS: 3025 (Part-05): 2018	Agreeable	Qualitative	Agreeable	Agreeable
3	pH	-	APHA 24 th Ed. 2023 - 4500 H ⁺	7.4	1 - 14	6.5-8.5	No Relaxation
4	Turbidity	NTU	APHA 24 th Ed. 2023 - 2130 B	BDL	2 - 40	1	5
5	Total Dissolved Solids (TDS)	mg/l	APHA 24 th Ed. 2023 - 2552 A+B	380.2	10 - 5000	500	2000
6	Ammonia (as total ammonia-N)	mg/l	IS: 3025 (Part-16): 2023	BDL	0.5 - 2	0.5	No Relaxation
7	Anionic Detergents (as MBAS)	mg/l	APHA 24 th Ed. 2023 - 4500-NH ₃ F	BDL	0.05 - 0.5	0.2	1.0
8	Calcium as Ca	mg/l	APHA 24 th Ed. 2023 - 5540 C	54.4	2.0 - 600	75	200
9	Magnesium as Mg	mg/l	IS: 3025 (Part-40): 1991 Reaffirmed: 2019	25.27	0.1 - 200	30	100
10	Chloride as Cl	mg/l	APHA 24 th Ed. 2023 - 3500 Mg, B	26.0	2.0 - 2000	250	1000
11	Fluoride as F	mg/l	APHA 24 th Ed. 2023 - 4500-Cl ⁻ B	0.40	0.02 - 5.0	1.0	1.5
12	Free Residual Chlorine	mg/l	APHA 24 th Ed. 2023 - 4500 F ⁻ C	BDL	0.1 - 5.0	0.2	1.0
13	Nitrate as NO ₃	mg/l	IS: 3025 (Part-26): 1986 Reaffirmed: 2019	BDL	1.0 - 70	45	No Relaxation
14	Phenolic Compound (as C ₆ H ₅ OH)	mg/l	IS: 3025 (Part-34): 1986 Reaffirmed: 2019	BDL	0.001 - 0.005	0.001	0.002
15	Sulphate as SO ₄	mg/l	APHA 24 th Ed. 2023 - 5530 C	24.0	1.0 - 500	200	400
16	Alkalinity as CaCO ₃	mg/l	APHA 24 th Ed. 2023 - 4500- SO ₄ ²⁻	268.0	2.0 - 1000	200	600
17	Total Hardness as CaCO ₃	mg/l	APHA 24 th Ed. 2023 - 2320 B	240.0	5.0 - 800	200	600
18	Aluminium as Al	mg/l	APHA 24 th Ed. 2023 - 2340 C	BDL	0.015 - 5.0	0.03	0.2
19	Boron as B	mg/l	APHA 24 th Ed. 2023 - 3120 B (ICP-OES)	BDL	0.05 - 2.0	0.5	1.0
20	Copper as Cu	mg/l	APHA 24 th Ed. 2023 - 3120 B (ICP-OES)	BDL	0.03 - 10	0.05	1.5
21	Iron as Fe	mg/l	APHA 24 th Ed. 2023 - 3120 B (ICP-OES)	0.12	0.05 - 20	0.3	No Relaxation



ENVIRONMENTAL AND TECHNICAL RESEARCH CENTRE

Office & Laboratory : 2/261, Vishwas Khand, Gomti Nagar, Lucknow - 226 010 (U.P.)

Email : ETRCLTH@YAHOO.IN, Web.: www.etrcindia.com

(ISO 9001:2015, ISO 45001:2018 (OH&S) ISO 14001:2015)

An approved laboratory from Ministry of Environment, Forest and Climate change, Govt. of India under EPA 1986

Test Report Ref No.: ETRC/EPA/13141/2024

22	Manganese as Mn	mg/l	APHA 24 th Ed. 2023 - 3120 B (ICP-OES)	0.05	0.02 - 5.0	0.1	0.3
23	Zinc as Zn	mg/l	APHA 24 th Ed. 2023 - 3120 B (ICP-OES)	0.58	0.05 - 15	5	15
24	Cadmium as Cd	mg/l	APHA 24 th Ed. 2023 - 3120 B (ICP-OES)	BDL	0.003 - 2.0	0.003	No Relaxation
25	Lead as Pb	mg/l	APHA 24 th Ed. 2023 - 3120 B (ICP-OES)	BDL	0.01 - 10	0.01	No Relaxation
26	Mercury as Hg	µg/l	APHA 24 th Ed. 2023 - 3112 B	BDL	0.5 - 1000	1.0	No Relaxation
27	Nickel as Ni	mg/l	APHA 24 th Ed. 2023 - 3120 B (ICP-OES)	BDL	0.02 - 5.0	0.02	No Relaxation
28	Arsenic as As	mg/l	APHA 24 th Ed. 2023 - 3120 B (ICP-OES)	BDL	0.02 - 2	0.01	0.05
29	Total Chromium	mg/l	APHA 24 th Ed. 2023 - 3120 B (ICP-OES)	BDL	0.03 - 5.0	0.05	No Relaxation
Microbiological Parameters							
30	E. coli	MPN/100 ml	IS: 1622 - 1981 Reaffirmed: 2019	Absent	1.8 - 1600	Shall not be detected in any 100 ml sample	
31	T. coli	MPN/100 ml	IS: 1622 - 1981 Reaffirmed: 2019	Absent	1.8 - 1600	Shall not be detected in any 100 ml sample	


BDL=Below Detection Limit

..... END OF REPORT.....

- ETRC warrants that all analytical work is conducted professionally in accordance with all applicable standard laboratory practices and that this data reflects our best attempt to generate accurate results for the sample, mentioned in the report as above.
- The result relate only to the items tested.
- ETRC does not assume any liability for any claims or damages related to the quality of parameter analyzed in the results and/or the performance of the equipment constituting to the results.
- All disputes subject to Lucknow Jurisdiction.
- This report is not to be reproduced wholly or in part and cannot be used as evidence in the court of law and should not be used in any advertising media without our special permission in writing.
- Complain register is available in our laboratory.


Authorized Signatory
(Sandeep Kr Verma)
Lab-Incharge




Authorized Signatory
(Ritu Garg)
QM



ENVIRONMENTAL AND TECHNICAL RESEARCH CENTRE

Office & Laboratory : 2/261, Vishwas Khand, Gomti Nagar, Lucknow - 226 010 (U.P.)

Email : ETRCLTH@YAHOO.IN, Web.: www.etrclth.com

(ISO 9001:2015, ISO 45001:2018 (OH&S) ISO 14001:2015)

An approved laboratory from Ministry of Environment, Forest and Climate change, Govt. of India under EPA 1986

ETRC/PM09/TEST-REP/FT/42

TEST REPORT AMBIENT AIR QUALITY MONITORING REPORT

Test Report Ref No.: ETRC/EPA/13420/2025		Date of Report: 27/01/2025	
Name /Address/Type of Industry		M/s Dhampur Bio Organics Limited Unit: Mansurpur, Division: Sugar Village: Mansurpur, Tehsil: Khatauli District: Muzaffarnagar (Uttar Pradesh)	
Monitored by		ETRC, Lucknow	
Location of Sampling points		Near Project Site	
Sr. No.	GENERAL OBSERVATIONS	DETAILS-PM ₁₀	DETAILS-PM _{2.5}
1(a)	Weather conditions	Clear	Clear
(b)	Wind direction	West to East	West to East
(c)	Average humidity (%)	64	64
(d)	Average ambient temperature (°C)	17	17
(e)	Time of Sampling Started (Hours)	10:26 am (20.01.2025)	10:26 am (20.01.2025)
(f)	Time of Sampling completed (Hours)	10:10 am (21.01.2025)	10:10 am (21.01.2025)
2	Total time of sampling (Minutes)	24 hour (1402 minutes)	24 hour (1402 minutes)
3	Average Air sampling rate (m ³ /minute)	1.165	NA
4	TOTAL VOLUME OF AIR SAMPLED • PM (m ³) • GAS (liter)	• 1633.563 • 701.1	• 23.364

TEST RESULT


Sr. No.	Particulars	Protocol	Unit	Result	Range of testing /limit of detection	Standard as per NAAQS; dated 18/11/ 2009
1	Particulate matters size less than 10 µm (PM ₁₀)	IS: 5182 (Part - 23): 2006 Reaffirmed: 2022	µg/m ³	90.4	5.0 - 1200	For 24 hour =100
2	Particulate matters size less than 2.5 µm (PM _{2.5})	IS: 5182 (Part - 24): 2019	µg/m ³	55.21	2.0 - 500	For 24 hour =60
3	Sulphur Dioxide (SO ₂)	IS: 5182 (Part - 02): 2001 Reaffirmed: 2022	µg/m ³	14.69	5.0 - 1000	For 24 hour =80
4	Oxides of Nitrogen (NO _x)	IS: 5182 (Part - 06): 2006 Reaffirmed: 2022	µg/m ³	20.55	6.0 - 750	For 24 hour =80

..... END OF REPORT.....

- ETRC warrants that all analytical work is conducted professionally in accordance with all applicable standard laboratory practices and that this data reflects our best attempt to generate accurate results for the sample, mentioned in the report as above.
- The result relate only to the items tested.
- ETRC does not assume any liability for any claims or damages related to the quality of parameter analyzed in the results and/or the performance of the equipment constituting to the results.
- All disputes subject to Lucknow jurisdiction.
- This report is not to be reproduced wholly or in part and cannot be used as evidence in the court of law and should not be used in any advertising media without our special permission in writing.
- Complain register is available in our laboratory.


Authorized Signatory
(Sandeep Kr Verma)
Lab-Incharge




Authorized Signatory
(Ritu Garg)
QM



ENVIRONMENTAL AND TECHNICAL RESEARCH CENTRE

Office & Laboratory : 2/261, Vishwas Khand, Gomti Nagar, Lucknow - 226 010 (U.P.)

Email : ETRCLTH@YAHOO.IN, Web.: www.etrcindia.com

(ISO 9001:2015, ISO 45001:2018 (OH&S) ISO 14001:2015)

An approved laboratory from Ministry of Environment, Forest and Climate change, Govt. of India under EPA 1986

ETRC/PM09/TEST-REP/FT/42

TEST REPORT AMBIENT AIR QUALITY MONITORING REPORT

Test Report Ref No.: ETRC/EPA/13421/2025		Date of Report: 27/01/2025	
Name /Address/Type of Industry		M/s Dhampur Bio Organics Limited Unit: Mansurpur, Division: Sugar Village: Mansurpur, Tehsil: Khatauli District: Muzaffarnagar (Uttar Pradesh)	
Monitored by		ETRC, Lucknow	
Location of Sampling points		Village: Sonta	
Sr. No.	GENERAL OBSERVATIONS	DETAILS-PM ₁₀	DETAILS-PM _{2.5}
1(a)	Weather conditions	Clear	Clear
(b)	Wind direction	West to East	West to East
(c)	Average humidity (%)	64	64
(d)	Average ambient temperature (°C)	17	17
(e)	Time of Sampling Started (Hours)	10:43 am (20.01.2025)	10:43 am (20.01.2025)
(f)	Time of Sampling completed (Hours)	10:28 am (21.01.2025)	10:28 am (21.01.2025)
2	Total time of sampling (Minutes)	24 hour (1395 minutes)	24 hour (1395 minutes)
3	Average Air sampling rate (m ³ /minute)	1.155	NA
4	TOTAL VOLUME OF AIR SAMPLED <ul style="list-style-type: none">PM (m³)GAS (liter)	<ul style="list-style-type: none">1611.225697.5	<ul style="list-style-type: none">23.240

TEST RESULT


Sr. No.	Particulars	Protocol	Unit	Result	Range of testing /limit of detection	Standard as per NAAQS; dated 18/11/ 2009
1	Particulate matters size less than 10 µm (PM ₁₀)	IS: 5182 (Part - 23): 2006 Reaffirmed: 2022	µg/m ³	77.4	5.0 - 1200	For 24 hour =100
2	Particulate matters size less than 2.5 µm (PM _{2.5})	IS: 5182 (Part - 24): 2019	µg/m ³	48.19	2.0 - 500	For 24 hour =60
3	Sulphur Dioxide (SO ₂)	IS: 5182 (Part - 02): 2001 Reaffirmed: 2022	µg/m ³	12.66	5.0 - 1000	For 24 hour =80
4	Oxides of Nitrogen (NO _x)	IS: 5182 (Part - 06): 2006 Reaffirmed: 2022	µg/m ³	17.23	6.0 - 750	For 24 hour =80

..... END OF REPORT.....

- ETRC warrants that all analytical work is conducted professionally in accordance with all applicable standard laboratory practices and that this data reflects our best attempt to generate accurate results for the sample, mentioned in the report as above.
- The result relate only to the items tested.
- ETRC does not assume any liability for any claims or damages related to the quality of parameter analyzed in the results and/or the performance of the equipment constituting to the results.
- All disputes subject to Lucknow jurisdiction.
- This report is not to be reproduced wholly or in part and cannot be used as evidence in the court of law and should not be used in any advertising media without our special permission in writing.
- Complain register is available in our laboratory.


Authorized Signatory
(Sandeep Kr Verma)
Lab-Incharge




Authorized Signatory
(Ritu Garg)
QM



ENVIRONMENTAL AND TECHNICAL RESEARCH CENTRE

Office & Laboratory : 2/261, Vishwas Khand, Gomti Nagar, Lucknow - 226 010 (U.P.)

Email : ETRCLTH@YAHOO.IN, Web.: www.etrcindia.com

(ISO 9001:2015, ISO 45001:2018 (OH&S) ISO 14001:2015)

An approved laboratory from Ministry of Environment, Forest and Climate change, Govt. of India under EPA 1986

ETRC/PM09/TEST-REP/FT/42

TEST REPORT AMBIENT AIR QUALITY MONITORING REPORT

Test Report Ref No.: ETRC/EPA/13422/2025		Date of Report: 27/01/2025	
Name /Address/Type of Industry		M/s Dhampur Bio Organics Limited Unit: Mansurpur, Division: Sugar Village: Mansurpur, Tehsil: Khatauli District: Muzaffarnagar (Uttar Pradesh)	
Monitored by		ETRC, Lucknow	
Location of Sampling points		Village: Ghasipura	
Sr. No.	GENERAL OBSERVATIONS	DETAILS-PM ₁₀	DETAILS-PM _{2.5}
1(a)	Weather conditions	Clear	Clear
(b)	Wind direction	West to East	West to East
(c)	Average humidity (%)	60	60
(d)	Average ambient temperature (°C)	18	18
(e)	Time of Sampling Started (Hours)	10:40 am (21.01.2025)	10:40 am (21.01.2025)
(f)	Time of Sampling completed (Hours)	10:12 am (22.01.2025)	10:12 am (22.01.2025)
2	Total time of sampling (Minutes)	24 hour (1405 minutes)	24 hour (1405 minutes)
3	Average Air sampling rate (m ³ /minute)	1.150	NA
4	TOTAL VOLUME OF AIR SAMPLED		
	• PM (m ³)	• 1615.980	• 23.415
	• GAS (liter)	• 702.6	

TEST RESULT

Sr. No.	Particulars	Protocol	Unit	Result	Range of testing /limit of detection	Standard as per NAAQS; dated 18/11/ 2009
1	Particulate matters size less than 10 µm (PM ₁₀)	IS: 5182 (Part - 23): 2006 Reaffirmed: 2022	µg/m ³	77.4	5.0 - 1200	For 24 hour =100
2	Particulate matters size less than 2.5 µm (PM _{2.5})	IS: 5182 (Part - 24): 2019	µg/m ³	46.98	2.0 - 500	For 24 hour =60
3	Sulphur Dioxide (SO ₂)	IS: 5182 (Part - 02): 2001 Reaffirmed: 2022	µg/m ³	12.36	5.0 - 1000	For 24 hour =80
4	Oxides of Nitrogen (NO _x)	IS: 5182 (Part - 06): 2006 Reaffirmed: 2022	µg/m ³	17.48	6.0 - 750	For 24 hour =80

..... END OF REPORT.....

- ETRC warrants that all analytical work is conducted professionally in accordance with all applicable standard laboratory practices and that this data reflects our best attempt to generate accurate results for the sample, mentioned in the report as above.
- The result relate only to the items tested.
- ETRC does not assume any liability for any claims or damages related to the quality of parameter analyzed in the results and/or the performance of the equipment constituting to the results.
- All disputes subject to Lucknow jurisdiction.
- This report is not to be reproduced wholly or in part and cannot be used as evidence in the court of law and should not be used in any advertising media without our special permission in writing.
- Complain register is available in our laboratory.

Authorized Signatory
(Sandeep Kr Verma)
Lab-Incharge



Authorized Signatory
(Ritu Garg)
QM



ENVIRONMENTAL AND TECHNICAL RESEARCH CENTRE

Office & Laboratory : 2/261, Vishwas Khand, Gomti Nagar, Lucknow - 226 010 (U.P.)

Email : ETRCLTH@YAHOO.IN, Web.: www.etrcindia.com

(ISO 9001:2015, ISO 45001:2018 (OH&S) ISO 14001:2015)

An approved laboratory from Ministry of Environment, Forest and Climate change, Govt. of India under EPA 1986

ETRC/PM09/TEST-REP/FT/42

TEST REPORT AMBIENT AIR QUALITY MONITORING REPORT

Test Report Ref No.: ETRC/EPA/13423/2025		Date of Report: 27/01/2025	
Name /Address/Type of Industry		M/s Dhampur Bio Organics Limited Unit: Mansurpur, Division: Sugar Village: Mansurpur, Tehsil: Khatauli District: Muzaffarnagar (Uttar Pradesh)	
Monitored by		ETRC, Lucknow	
Location of Sampling points		Village: Purbalian	
Sr. No.	GENERAL OBSERVATIONS	DETAILS-PM ₁₀	DETAILS-PM _{2.5}
1(a)	Weather conditions	Clear	Clear
(b)	Wind direction	West to East	West to East
(c)	Average humidity (%)	60	60
(d)	Average ambient temperature (°C)	18	18
(e)	Time of Sampling Started (Hours)	10:56 am (21.01.2025)	10:56 am (21.01.2025)
(f)	Time of Sampling completed (Hours)	10:33 am (22.01.2025)	10:33 am (22.01.2025)
2	Total time of sampling (Minutes)	24 hour (1397 minutes)	24 hour (1397 minutes)
3	Average Air sampling rate (m ³ /minute)	1.150	NA
4	TOTAL VOLUME OF AIR SAMPLED <ul style="list-style-type: none">PM (m³)GAS (liter)	<ul style="list-style-type: none">1607.010698.7	<ul style="list-style-type: none">23.285

TEST RESULT

Sr. No.	Particulars	Protocol	Unit	Result	Range of testing /limit of detection	Standard as per NAAQS; dated 18/11/ 2009
1	Particulate matters size less than 10 µm (PM ₁₀)	IS: 5182 (Part - 23): 2006 Reaffirmed: 2022	µg/m ³	80.6	5.0 - 1200	For 24 hour =100
2	Particulate matters size less than 2.5 µm (PM _{2.5})	IS: 5182 (Part - 24): 2019	µg/m ³	48.96	2.0 - 500	For 24 hour =60
3	Sulphur Dioxide (SO ₂)	IS: 5182 (Part - 02): 2001 Reaffirmed: 2022	µg/m ³	11.45	5.0 - 1000	For 24 hour =80
4	Oxides of Nitrogen (NO _x)	IS: 5182 (Part - 06): 2006 Reaffirmed: 2022	µg/m ³	17.20	6.0 - 750	For 24 hour =80

..... END OF REPORT.....

- ETRC warrants that all analytical work is conducted professionally in accordance with all applicable standard laboratory practices and that this data reflects our best attempt to generate accurate results for the sample, mentioned in the report as above.
- The result relate only to the items tested.
- ETRC does not assume any liability for any claims or damages related to the quality of parameter analyzed in the results and/or the performance of the equipment constituting to the results.
- All disputes subject to Lucknow jurisdiction.
- This report is not to be reproduced wholly or in part and cannot be used as evidence in the court of law and should not be used in any advertising media without our special permission in writing.
- Complain register is available in our laboratory.


Authorized Signatory
(Sandeep Kr Verma)
Lab-Incharge




Authorized Signatory
(Ritu Garg)
QM



ENVIRONMENTAL AND TECHNICAL RESEARCH CENTRE

Office & Laboratory : 2/261, Vishwas Khand, Gomti Nagar, Lucknow - 226 010 (U.P.)

Email : ETRCLTH@YAHOO.IN, Web.: www.etrcindia.com

(ISO 9001:2015, ISO 45001:2018 (OH&S) ISO 14001:2015)

An approved laboratory from Ministry of Environment, Forest and Climate change, Govt. of India under EPA 1986

ETRC/PM09/TEST-REP/FT/43

TEST REPORT STACK EMISSION MONITORING AND ANALYSIS REPORT STACK No. 01

Test Report Ref No.: ETRC/EPA/13424/2025		Date of Report: 27/01/2025	
Name /Address/Type of Industry		M/s Dhampur Bio Organics Limited Unit: Mansurpur, Division: Sugar Village: Mansurpur, Tehsil: Khatauli District: Muzaffarnagar (Uttar Pradesh)	
Monitored by		ETRC, Lucknow	
Sr. No.	GENERAL INFORMATION	DETAILS	
1.(a)	Date of monitoring	20.01.2025	
(b)	Stack material	MS	
(c)	Height of stack from ground level	60 mts	
(d)	Source to which stack attached	Boiler	
(e)	No. of boiler attached with capacity	01 No., 90 TPH	
(f)	Type and quantity of fuel used	Bagasse	
(g)	Details of APCS installed	ESP	
2.	PARAMETERS	VALUES	
(a)	Ambient temperature (°C)	22.0	
(b)	Stack gas temperature (°C)	141.0	
(c)	Stack gas velocity (m/sec)	11.89	
(d)	Flow rate (LPM)	17	
(e)	Sampling time (minutes)	62	
(f)	Volume of air sampled (liters)	1054	

TEST RESULT

Sr. No.	Parameter	Unit	Protocol	Result	Range of Testing / Limit of Detection	Standard (as per CPCB)
1	Particulate Matter	mg/Nm ³	IS: 11255 (Part-01): 1985 Reaffirmed: 2019	83.6	2.0 - 1000	150

..... END OF REPORT.....

- ETRC warrants that all analytical work is conducted professionally in accordance with all applicable standard laboratory practices and that this data reflects our best attempt to generate accurate results for the sample, mentioned in the report as above.
- The result relate only to the items tested.
- ETRC does not assume any liability for any claims or damages related to the quality of parameter analyzed in the results and/or the performance of the equipment constituting to the results.
- All disputes subject to Lucknow jurisdiction.
- This report is not to be reproduced wholly or in part and cannot be used as evidence in the court of law and should not be used in any advertising media without our special permission in writing.
- Complain register is available in our laboratory.


Authorized Signatory
(Sandeep Kr Verma)
Lab-Incharge




Authorized Signatory
(Ritu Garg)
QM



ENVIRONMENTAL AND TECHNICAL RESEARCH CENTRE

Office & Laboratory : 2/261, Vishwas Khand, Gomti Nagar, Lucknow - 226 010 (U.P.)

Email : ETRCLTH@YAHOO.IN, Web.: www.etrclth.com

(ISO 9001:2015, ISO 45001:2018 (OH&S) ISO 14001:2015)

An approved laboratory from Ministry of Environment, Forest and Climate change, Govt. of India under EPA 1986

ETRC/PM09/TEST-REP/FT/43

TEST REPORT STACK EMISSION MONITORING AND ANALYSIS REPORT STACK No. 02

Test Report Ref No.: ETRC/EPA/13425/2025		Date of Report: 27/01/2025	
Name /Address/Type of Industry		M/s Dhampur Bio Organics Limited Unit: Mansurpur, Division: Sugar Village: Mansurpur, Tehsil: Khatauli District: Muzaffarnagar (Uttar Pradesh)	
Monitored by		ETRC, Lucknow	
Sr. No.	GENERAL INFORMATION	DETAILS	
1.(a)	Date of monitoring	20.01.2025	
(b)	Stack material	MS	
(c)	Height of stack from ground level	60 mts	
(d)	Source to which stack attached	Boiler	
(e)	No. of boiler attached with capacity	01 No., 100 TPH	
(f)	Type and quantity of fuel used	Bagasse	
(g)	Details of APCS installed	ESP	
2.	PARAMETERS	VALUES	
(a)	Ambient temperature (°C)	22.0	
(b)	Stack gas temperature (°C)	138.0	
(c)	Stack gas velocity (m/sec)	11.92	
(d)	Flow rate (LPM)	17	
(e)	Sampling time (minutes)	60	
(f)	Volume of air sampled (liters)	1020	

TEST RESULT


Sr. No.	Parameter	Unit	Protocol	Result	Range of Testing / Limit of Detection	Standard (as per CPCB)
1	Particulate Matter	mg/Nm ³	IS: 11255 (Part-01): 1985 Reaffirmed: 2019	76.2	2.0 - 1000	150

..... END OF REPORT.....

- ETRC warrants that all analytical work is conducted professionally in accordance with all applicable standard laboratory practices and that this data reflects our best attempt to generate accurate results for the sample, mentioned in the report as above.
- The result relate only to the items tested.
- ETRC does not assume any liability for any claims or damages related to the quality of parameter analyzed in the results and/or the performance of the equipment constituting to the results.
- All disputes subject to Lucknow jurisdiction.
- This report is not to be reproduced wholly or in part and cannot be used as evidence in the court of law and should not be used in any advertising media without our special permission in writing.
- Complain register is available in our laboratory.


Authorized Signatory
(Sandeep Kr Verma)
Lab-Incharge




Authorized Signatory
(Ritu Garg)
QM



ENVIRONMENTAL AND TECHNICAL RESEARCH CENTRE

Office & Laboratory : 2/261, Vishwas Khand, Gomti Nagar, Lucknow - 226 010 (U.P.)

Email : ETRCLTH@YAHOO.IN, Web.: www.etrcindia.com

(ISO 9001:2015, ISO 45001:2018 (OH&S) ISO 14001:2015)

An approved laboratory from Ministry of Environment, Forest and Climate change, Govt. of India under EPA 1986

ETRC/PM09/TEST-REP/FT/44

TEST REPORT

AMBIENT NOISE MONITORING AND ANALYSIS REPORT

Test Report Ref No.: ETRC/EPA/13426/2025		Date of Report: 27/01/2025	
Name /Address/Type of Industry		M/s Dhampur Bio Organics Limited Unit: Mansurpur, Division: Sugar Village: Mansurpur, Tehsil: Khatauli District: Muzaffarnagar (Uttar Pradesh)	
Monitored by		ETRC, Lucknow	
Sr. No.	GENERAL INFORMATION	DETAILS	
(a)	Date of monitoring	21/01/2025 (06:00 AM) to 22/01/2024 (06:00 AM)	
(b)	Sample Description	Ambient Noise	
(c)	Sampling Location	Near Project Site	
(d)	Environmental Condition	Normal	
(e)	Monitoring Protocol	IS: 9989: 1981, Reaffirmed: 2020	

TEST RESULT

Ambient Noise Level				
Sr. No.	Parameter	Unit	Results Day Time (06.00 AM - 10.00 PM)	Results Night Time (10.00 PM - 06.00 AM)
1	Equivalent sound level	dB(A)	60.28	51.30


Noise Standards as per CPCB Schedule rule 3(1) and 4(1)			
Area Code	Category of Area/Zone	Limits in dB(A) Leq	
		Day Time	Night Time
A	Industrial Area	75	70
B	Commercial Area	65	55
C	Residential Area	55	45
D	Silence Zone	50	40

..... END OF REPORT.....

- ETRC warrants that all analytical work is conducted professionally in accordance with all applicable standard laboratory practices and that this data reflects our best attempt to generate accurate results for the sample, mentioned in the report as above.
- The result relate only to the items tested.
- ETRC does not assume any liability for any claims or damages related to the quality of parameter analyzed in the results and/or the performance of the equipment constituting to the results.
- All disputes subject to Lucknow jurisdiction.
- This report is not to be reproduced wholly or in part and cannot be used as evidence in the court of law and should not be used in any advertising media without our special permission in writing.
- Complain register is available in our laboratory.


Authorized Signatory
(Sandeep Kr Verma)
Lab-Incharge




Authorized Signatory
(Ritu Garg)
QM



ENVIRONMENTAL AND TECHNICAL RESEARCH CENTRE

Office & Laboratory : 2/261, Vishwas Khand, Gomti Nagar, Lucknow - 226 010 (U.P.)

Email : ETRCLTH@YAHOO.IN, Web.: www.etrclth.com

(ISO 9001:2015, ISO 45001:2018 (OH&S) ISO 14001:2015)

An approved laboratory from Ministry of Environment, Forest and Climate change, Govt. of India under EPA 1986

ETRC/PM09/TEST-REP/FT/45

TEST REPORT WATER & WASTE WATER ANALYSIS

Test Report Ref No.: ETRC/EPA/13427/2025	Date of Report: 27/01/2025
Name /Address/Type of Industry	M/s Dhampur Bio Organics Limited Unit: Mansurpur, Division: Sugar Village: Mansurpur, Tehsil: Khatauli District: Muzaffarnagar (Uttar Pradesh)

SAMPLE DETAILS

1	Water/ Waste Water	Ground Water	5	Packing Condition	Sealed
2	Sample Description	Borewell Water	6	Sample Collected By	ETRC
3	Sample received date	22.01.2025	7	Sample Collection date	22.01.2025
4	Sample Quantity	5.0 liters	8	Analysis Start Date	22.01.2025
				Analysis End Date	27.01.2025

TEST RESULT

Sr. No	Test Parameter	Unit	Protocol/Test Method	Result	Range of testing /limit of detection	Indian Standard 10500: 2012	
						Desirable	Permissible
Physico-chemical Parameters							
1	Colour	Hazen	IS: 3025 (Part-04): 2021	<5.0	5 - 30	5	15
2	Odour	-	IS: 3025 (Part-05): 2018	Agreeable	Qualitative	Agreeable	Agreeable
3	pH	-	APHA 24 th Ed. 2023 - 4500 H ⁺	7.4	1 - 14	6.5-8.5	No Relaxation
4	Turbidity	NTU	APHA 24 th Ed. 2023 - 2130 B	BDL	2 - 40	1	5
5	Total Dissolved Solids (TDS)	mg/l	APHA 24 th Ed. 2023 - 2552 A+B	374.4	10 - 5000	500	2000
6	Ammonia (as total ammonia-N)	mg/l	IS: 3025 (Part-16): 2023	BDL	0.5 - 2	0.5	No Relaxation
7	Anionic Detergents (as MBAS)	mg/l	APHA 24 th Ed. 2023 - 4500-NH ₃ F	BDL	0.05 - 0.5	0.2	1.0
8	Calcium as Ca	mg/l	APHA 24 th Ed. 2023 - 5540 C	49.6	2.0 - 600	75	200
9	Magnesium as Mg	mg/l	IS: 3025 (Part-40): 1991 Reaffirmed: 2019	27.21	0.1 - 200	30	100
10	Chloride as Cl	mg/l	APHA 24 th Ed. 2023 - 3500 Mg, B	28.0	2.0 - 2000	250	1000
11	Fluoride as F	mg/l	APHA 24 th Ed. 2023 - 4500-Cl ⁻ B	0.32	0.02 - 5.0	1.0	1.5
12	Free Residual Chlorine	mg/l	APHA 24 th Ed. 2023 - 4500 F C	BDL	0.1 - 5.0	0.2	1.0
13	Nitrate as NO ₃	mg/l	IS: 3025 (Part-26): 1986 Reaffirmed: 2019	BDL	1.0 - 70	45	No Relaxation
14	Phenolic Compound (as C ₆ H ₅ OH)	mg/l	IS: 3025 (Part-34): 1986 Reaffirmed: 2019	BDL	0.001 - 0.005	0.001	0.002
15	Sulphate as SO ₄	mg/l	APHA 24 th Ed. 2023 - 5530 C	32.0	1.0 - 500	200	400
16	Alkalinity as CaCO ₃	mg/l	APHA 24 th Ed. 2023 - 4500- SO ₄ ²⁻	268.0	2.0 - 1000	200	600
17	Total Hardness as CaCO ₃	mg/l	APHA 24 th Ed. 2023 - 2320 B	236.0	5.0 - 800	200	600
18	Aluminium as Al	mg/l	APHA 24 th Ed. 2023 - 2340 C	BDL	0.015 - 5.0	0.03	0.2
19	Boron as B	mg/l	APHA 24 th Ed. 2023 - 3120 B (ICP-OES)	BDL	0.05 - 2.0	0.5	1.0
20	Copper as Cu	mg/l	APHA 24 th Ed. 2023 - 3120 B (ICP-OES)	BDL	0.03 - 10	0.05	1.5
21	Iron as Fe	mg/l	APHA 24 th Ed. 2023 - 3120 B (ICP-OES)	0.11	0.05 - 20	0.3	No Relaxation



ENVIRONMENTAL AND TECHNICAL RESEARCH CENTRE

Office & Laboratory : 2/261, Vishwas Khand, Gomti Nagar, Lucknow - 226 010 (U.P.)

Email : ETRCLTH@YAHOO.IN, Web.: www.etrcindia.com

(ISO 9001:2015, ISO 45001:2018 (OH&S) ISO 14001:2015)

An approved laboratory from Ministry of Environment, Forest and Climate change, Govt. of India under EPA 1986

Test Report Ref No.: ETRC/EPA/13427/2025

22	Manganese as Mn	mg/l	APHA 24 th Ed. 2023 - 3120 B (ICP-OES)	0.02	0.02 - 5.0	0.1	0.3
23	Zinc as Zn	mg/l	APHA 24 th Ed. 2023 - 3120 B (ICP-OES)	0.40	0.05 - 15	5	15
24	Cadmium as Cd	mg/l	APHA 24 th Ed. 2023 - 3120 B (ICP-OES)	BDL	0.003 - 2.0	0.003	No Relaxation
25	Lead as Pb	mg/l	APHA 24 th Ed. 2023 - 3120 B (ICP-OES)	BDL	0.01 - 10	0.01	No Relaxation
26	Mercury as Hg	µg/l	APHA 24 th Ed. 2023 - 3112 B	BDL	0.5 - 1000	1.0	No Relaxation
27	Nickel as Ni	mg/l	APHA 24 th Ed. 2023 - 3120 B (ICP-OES)	BDL	0.02 - 5.0	0.02	No Relaxation
28	Arsenic as As	mg/l	APHA 24 th Ed. 2023 - 3120 B (ICP-OES)	BDL	0.02 - 2	0.01	0.05
29	Total Chromium	mg/l	APHA 24 th Ed. 2023 - 3120 B (ICP-OES)	BDL	0.03 - 5.0	0.05	No Relaxation
Microbiological Parameters							
30	E. coli	MPN/100 ml	IS: 1622 - 1981 Reaffirmed: 2019	Absent	1.8 - 1600	Shall not be detected in any 100 ml sample	
31	T. coli	MPN/100 ml	IS: 1622 - 1981 Reaffirmed: 2019	Absent	1.8 - 1600	Shall not be detected in any 100 ml sample	


BDL=Below Detection Limit

..... END OF REPORT.....

- ETRC warrants that all analytical work is conducted professionally in accordance with all applicable standard laboratory practices and that this data reflects our best attempt to generate accurate results for the sample, mentioned in the report as above.
- The result relate only to the items tested.
- ETRC does not assume any liability for any claims or damages related to the quality of parameter analyzed in the results and/or the performance of the equipment constituting to the results.
- All disputes subject to Lucknow jurisdiction.
- This report is not to be reproduced wholly or in part and cannot be used as evidence in the court of law and should not be used in any advertising media without our special permission in writing.
- Complain register is available in our laboratory.


Authorized Signatory
(Sandeep Kr Verma)
Lab-Incharge




Authorized Signatory
(Ritu Garg)
QM



ENVIRONMENTAL AND TECHNICAL RESEARCH CENTRE

Office & Laboratory : 2/261, Vishwas Khand, Gomti Nagar, Lucknow - 226 010 (U.P.)

Email : ETRCLTH@YAHOO.IN, Web.: www.etrcindia.com

(ISO 9001:2015, ISO 45001:2018 (OH&S) ISO 14001:2015)

An approved laboratory from Ministry of Environment, Forest and Climate change, Govt. of India under EPA 1986

ETRC/PM09/TEST-REP/FT/45

TEST REPORT WATER & WASTE WATER ANALYSIS

Test Report Ref No.: ETRC/EPA/13429/2025	Date of Report: 27/01/2025
Name /Address/Type of Industry	M/s Dhampur Bio Organics Limited Unit: Mansurpur, Division: Sugar Village: Mansurpur, Tehsil: Khatauli District: Muzaffarnagar (Uttar Pradesh)

SAMPLE DETAILS

1	Water/ Waste Water	Waste Water	5	Packing Condition	Sealed
2	Sample Description	ETP Inlet	6	Sample Collected By	Industry self
				Sample Collection date	22.01.2025
3	Sample received date	22.01.2025	7	Analysis Start Date	22.01.2025
4	Sample Quantity	2.0 liters	8	Analysis End Date	27.01.2025

TEST RESULT

Sr. No.	Test Parameter	Unit	Protocol/ Test Method	Result	Range of testing /limit of detection
1	pH	-	APHA 24 th Ed. 2023 - 4500H ⁺	7.1	1 - 14
2	Total Dissolved Solid (TDS)	mg/l	IS: 3025 (Part-16): 2023	1204.8	10 - 40000
3	Total Suspended Solid (TSS)	mg/l	APHA 24 th Ed. 2023 - 2540 D	186.0	5.0 - 20000
4	Bio-chemical Oxygen Demand (BOD)	mg/l	IS: 3025 (Part - 44): 1993 Reaffirmed: 2019	242.0	1.0 - 150000
5	Chemical Oxygen Demand (COD)	mg/l	IS: 3025 (Part - 58): 2006 Reaffirmed: 2022	728.0	2.0 - 600000
6	Oil & Grease	mg/l	APHA 24 th Ed. 2023 - 5520 A+D	9.8	5.0 - 200


BDL = Below Detection Limit

..... END OF REPORT.....

- ETRC warrants that all analytical work is conducted professionally in accordance with all applicable standard laboratory practices and that this data reflects our best attempt to generate accurate results for the sample, mentioned in the report as above.
- The result relate only to the items tested.
- ETRC does not assume any liability for any claims or damages related to the quality of parameter analyzed in the results and/or the performance of the equipment constituting to the results.
- All disputes subject to Lucknow jurisdiction.
- This report is not to be reproduced wholly or in part and cannot be used as evidence in the court of law and should not be used in any advertising media without our special permission in writing.
- Complain register is available in our laboratory.


Authorized Signatory
(Sandeep Kr Verma)
Lab-Incharge




Authorized Signatory
(Ritu Garg)
QM



ENVIRONMENTAL AND TECHNICAL RESEARCH CENTRE

Office & Laboratory : 2/261, Vishwas Khand, Gomti Nagar, Lucknow - 226 010 (U.P.)

Email : ETRCLTH@YAHOO.IN, Web.: www.etrclth.com

(ISO 9001:2015, ISO 45001:2018 (OH&S) ISO 14001:2015)

An approved laboratory from Ministry of Environment, Forest and Climate change, Govt. of India under EPA 1986

ETRC/PM09/TEST-REP/FT/45

TEST REPORT WATER & WASTE WATER ANALYSIS

Test Report Ref No.: ETRC/EPA/13429/2025	Date of Report: 27/01/2025
Name /Address/Type of Industry	M/s Dhampur Bio Organics Limited Unit: Mansurpur, Division: Sugar Village: Mansurpur, Tehsil: Khatauli District: Muzaffarnagar (Uttar Pradesh)

SAMPLE DETAILS

1	Water/ Waste Water	Waste Water	5	Packing Condition	Sealed
2	Sample Description	ETP Outlet	6	Sample Collected By	Industry self
3	Sample received date	22.01.2025	7	Sample Collection date	22.01.2025
4	Sample Quantity	2.0 liters	8	Analysis Start Date	22.01.2025
				Analysis End Date	27.01.2025

TEST RESULT

Sr. No.	Test Parameter	Unit	Protocol/ Test Method	Result	Range of testing /limit of detection
1	pH	-	APHA 24 th Ed. 2023 - 4500H ⁺	7.4	1 - 14
2	Total Dissolved Solid (TDS)	mg/l	IS: 3025 (Part-16): 2023	1014.0	10 - 40000
3	Total Suspended Solid (TSS)	mg/l	APHA 24 th Ed. 2023 - 2540 D	16.8	5.0 - 20000
4	Bio-chemical Oxygen Demand (BOD)	mg/l	IS: 3025 (Part - 44): 1993 Reaffirmed: 2019	14.0	1.0 - 150000
5	Chemical Oxygen Demand (COD)	mg/l	IS: 3025 (Part - 58): 2006 Reaffirmed: 2022	40.0	2.0 - 600000
6	Oil & Grease	mg/l	APHA 24 th Ed. 2023 - 5520 A+D	BDL	5.0 - 200


BDL = Below Detection Limit

..... END OF REPORT.....

- ETRC warrants that all analytical work is conducted professionally in accordance with all applicable standard laboratory practices and that this data reflects our best attempt to generate accurate results for the sample, mentioned in the report as above.
- The result relate only to the items tested.
- ETRC does not assume any liability for any claims or damages related to the quality of parameter analyzed in the results and/or the performance of the equipment constituting to the results.
- All disputes subject to Lucknow jurisdiction.
- This report is not to be reproduced wholly or in part and cannot be used as evidence in the court of law and should not be used in any advertising media without our special permission in writing.
- Complain register is available in our laboratory.


Authorized Signatory
(Sandeep Kr Verma)
Lab-Incharge




Authorized Signatory
(Ritu Garg)
QM



ENVIRONMENTAL AND TECHNICAL RESEARCH CENTRE

Office & Laboratory : 2/261, Vishwas Khand, Gomti Nagar, Lucknow - 226 010 (U.P.)

Email : ETRCLTH@YAHOO.IN, Web.: www.etrclth.com

(ISO 9001:2015, ISO 45001:2018 (OH&S) ISO 14001:2015)

An approved laboratory from Ministry of Environment, Forest and Climate change, Govt. of India under EPA 1986

ETRC/PM09/TEST-REP/FT/45

TEST REPORT WATER & WASTE WATER ANALYSIS

Test Report Ref No.: ETRC/EPA/13729/2025	Date of Report: 25/02/2025
Name /Address/Type of Industry	M/s Dhampur Bio Organics Limited Unit: Mansurpur, Division: Sugar Village: Mansurpur, Tehsil: Khatauli District: Muzaffarnagar (Uttar Pradesh)

SAMPLE DETAILS

1	Water/ Waste Water	Ground Water	5	Packing Condition	Sealed
2	Sample Description	Borewell Water	6	Sample Collected By	Industry self
3	Sample received date	18.02.2025	7	Sample Collection date	18.02.2025
4	Sample Quantity	5.0 liters	8	Analysis Start Date	18.02.2025
				Analysis End Date	24.02.2025

TEST RESULT

Sr. No	Test Parameter	Unit	Protocol/Test Method	Result	Range of testing /limit of detection	Indian Standard 10500: 2012	
						Desirable	Permissible
Physico-chemical Parameters							
1	Colour	Hazen	IS: 3025 (Part-04): 2021	<5.0	5 - 30	5	15
2	Odour	-	IS: 3025 (Part-05): 2018	Agreeable	Qualitative	Agreeable	Agreeable
3	pH	-	APHA 24 th Ed. 2023 - 4500 H ⁺	7.5	1 - 14	6.5-8.5	No Relaxation
4	Turbidity	NTU	APHA 24 th Ed. 2023 - 2130 B	BDL	2 - 40	1	5
5	Total Dissolved Solids (TDS)	mg/l	APHA 24 th Ed. 2023 - 2552 A+B	396.0	10 - 5000	500	2000
6	Ammonia (as total ammonia-N)	mg/l	IS: 3025 (Part-16): 2023	BDL	0.5 - 2	0.5	No Relaxation
7	Anionic Detergents (as MBAS)	mg/l	APHA 24 th Ed. 2023 - 4500-NH ₃ F	BDL	0.05 - 0.5	0.2	1.0
8	Calcium as Ca	mg/l	APHA 24 th Ed. 2023 - 5540 C	51.2	2.0 - 600	75	200
9	Magnesium as Mg	mg/l	IS: 3025 (Part-40): 1991 Reaffirmed: 2019	29.16	0.1 - 200	30	100
10	Chloride as Cl	mg/l	APHA 24 th Ed. 2023 - 3500 Mg, B	22.0	2.0 - 2000	250	1000
11	Fluoride as F	mg/l	APHA 24 th Ed. 2023 - 4500-Cl ⁻ B	0.38	0.02 - 5.0	1.0	1.5
12	Free Residual Chlorine	mg/l	APHA 24 th Ed. 2023 - 4500 F ⁻ C	BDL	0.1 - 5.0	0.2	1.0
13	Nitrate as NO ₃	mg/l	IS: 3025 (Part-26): 1986 Reaffirmed: 2019	BDL	1.0 - 70	45	No Relaxation
14	Phenolic Compound (as C ₆ H ₅ OH)	mg/l	IS: 3025 (Part-34): 1986 Reaffirmed: 2019	BDL	0.001 - 0.005	0.001	0.002
15	Sulphate as SO ₄	mg/l	APHA 24 th Ed. 2023 - 5530 C	28.0	1.0 - 500	200	400
16	Alkalinity as CaCO ₃	mg/l	APHA 24 th Ed. 2023 - 4500- SO ₄ ²⁻	276.0	2.0 - 1000	200	600
17	Total Hardness as CaCO ₃	mg/l	APHA 24 th Ed. 2023 - 2320 B	248.0	5.0 - 800	200	600
18	Aluminium as Al	mg/l	APHA 24 th Ed. 2023 - 2340 C	BDL	0.015 - 5.0	0.03	0.2
19	Boron as B	mg/l	APHA 24 th Ed. 2023 - 3120 B (ICP-OES)	BDL	0.05 - 2.0	0.5	1.0
20	Copper as Cu	mg/l	APHA 24 th Ed. 2023 - 3120 B (ICP-OES)	BDL	0.03 - 10	0.05	1.5
21	Iron as Fe	mg/l	APHA 24 th Ed. 2023 - 3120 B (ICP-OES)	0.09	0.05 - 20	0.3	No Relaxation



ENVIRONMENTAL AND TECHNICAL RESEARCH CENTRE

Office & Laboratory : 2/261, Vishwas Khand, Gomti Nagar, Lucknow - 226 010 (U.P.)

Email : ETRCLTH@YAHOO.IN, Web.: www.etrclth.com

(ISO 9001:2015, ISO 45001:2018 (OH&S) ISO 14001:2015)

An approved laboratory from Ministry of Environment, Forest and Climate change, Govt. of India under EPA 1986

Test Report Ref No.: ETRC/EPA/13729/2025

22	Manganese as Mn	mg/l	APHA 24 th Ed. 2023 - 3120 B (ICP-OES)	0.03	0.02 - 5.0	0.1	0.3
23	Zinc as Zn	mg/l	APHA 24 th Ed. 2023 - 3120 B (ICP-OES)	0.49	0.05 - 15	5	15
24	Cadmium as Cd	mg/l	APHA 24 th Ed. 2023 - 3120 B (ICP-OES)	BDL	0.003 - 2.0	0.003	No Relaxation
25	Lead as Pb	mg/l	APHA 24 th Ed. 2023 - 3120 B (ICP-OES)	BDL	0.01 - 10	0.01	No Relaxation
26	Mercury as Hg	µg/l	APHA 24 th Ed. 2023 - 3112 B	BDL	0.5 - 1000	1.0	No Relaxation
27	Nickel as Ni	mg/l	APHA 24 th Ed. 2023 - 3120 B (ICP-OES)	BDL	0.02 - 5.0	0.02	No Relaxation
28	Arsenic as As	mg/l	APHA 24 th Ed. 2023 - 3120 B (ICP-OES)	BDL	0.02 - 2	0.01	0.05
29	Total Chromium	mg/l	APHA 24 th Ed. 2023 - 3120 B (ICP-OES)	BDL	0.03 - 5.0	0.05	No Relaxation
Microbiological Parameters							
30	E. coli	MPN/100 ml	IS: 1622 - 1981 Reaffirmed: 2019	Absent	1.8 - 1600	Shall not be detected in any 100 ml sample	
31	T. coli	MPN/100 ml	IS: 1622 - 1981 Reaffirmed: 2019	Absent	1.8 - 1600	Shall not be detected in any 100 ml sample	


BDL=Below Detection Limit

..... END OF REPORT.....

- ETRC warrants that all analytical work is conducted professionally in accordance with all applicable standard laboratory practices and that this data reflects our best attempt to generate accurate results for the sample, mentioned in the report as above.
- The result relate only to the items tested.
- ETRC does not assume any liability for any claims or damages related to the quality of parameter analyzed in the results and/or the performance of the equipment constituting to the results.
- All disputes subject to Lucknow jurisdiction.
- This report is not to be reproduced wholly or in part and cannot be used as evidence in the court of law and should not be used in any advertising media without our special permission in writing.
- Complain register is available in our laboratory.


Authorized Signatory
(Sandeep Kr Verma)
Lab-Incharge




Authorized Signatory
(Ritu Garg)
QM



ENVIRONMENTAL AND TECHNICAL RESEARCH CENTRE

Office & Laboratory : 2/261, Vishwas Khand, Gomti Nagar, Lucknow - 226 010 (U.P.)

Email : ETRCLTH@YAHOO.IN, Web.: www.etrcindia.com

(ISO 9001:2015, ISO 45001:2018 (OH&S) ISO 14001:2015)

An approved laboratory from Ministry of Environment, Forest and Climate change, Govt. of India under EPA 1986

ETRC/PM09/TEST-REP/FT/45

TEST REPORT WATER & WASTE WATER ANALYSIS

Test Report Ref No.: ETRC/EPA/14021/2025	Date of Report: 26/03/2025
Name /Address/Type of Industry	M/s Dhampur Bio Organics Limited Unit: Mansurpur, Division: Sugar Village: Mansurpur, Tehsil: Khatauli District: Muzaffarnagar (Uttar Pradesh)

SAMPLE DETAILS

1	Water/ Waste Water	Ground Water	5	Packing Condition	Sealed
2	Sample Description	Borewell Water	6	Sample Collected By	Industry self
3	Sample received date	19.03.2025	7	Sample Collection date	19.03.2025
4	Sample Quantity	5.0 liters	8	Analysis Start Date	19.03.2025
				Analysis End Date	25.03.2025

TEST RESULT

Sr. No	Test Parameter	Unit	Protocol/Test Method	Result	Range of testing /limit of detection	Indian Standard 10500: 2012	
						Desirable	Permissible
Physico-chemical Parameters							
1	Colour	Hazen	IS: 3025 (Part-04): 2021	<5.0	5 - 30	5	15
2	Odour	-	IS: 3025 (Part-05): 2018	Agreeable	Qualitative	Agreeable	Agreeable
3	pH	-	APHA 24 th Ed. 2023 - 4500 H ⁺	7.4	1 - 14	6.5-8.5	No Relaxation
4	Turbidity	NTU	APHA 24 th Ed. 2023 - 2130 B	BDL	2 - 40	1	5
5	Total Dissolved Solids (TDS)	mg/l	APHA 24 th Ed. 2023 - 2552 A+B	388.2	10 - 5000	500	2000
6	Ammonia (as total ammonia-N)	mg/l	IS: 3025 (Part-16): 2023	BDL	0.5 - 2	0.5	No Relaxation
7	Anionic Detergents (as MBAS)	mg/l	APHA 24 th Ed. 2023 - 4500-NH ₃ F	BDL	0.05 - 0.5	0.2	1.0
8	Calcium as Ca	mg/l	APHA 24 th Ed. 2023 - 5540 C	52.8	2.0 - 600	75	200
9	Magnesium as Mg	mg/l	IS: 3025 (Part-40): 1991 Reaffirmed: 2019	30.13	0.1 - 200	30	100
10	Chloride as Cl	mg/l	APHA 24 th Ed. 2023 - 3500 Mg, B	26.0	2.0 - 2000	250	1000
11	Fluoride as F	mg/l	APHA 24 th Ed. 2023 - 4500-Cl ⁻ B	0.36	0.02 - 5.0	1.0	1.5
12	Free Residual Chlorine	mg/l	APHA 24 th Ed. 2023 - 4500 F ⁻ C	BDL	0.1 - 5.0	0.2	1.0
13	Nitrate as NO ₃	mg/l	IS: 3025 (Part-26): 1986 Reaffirmed: 2019	BDL	1.0 - 70	45	No Relaxation
14	Phenolic Compound (as C ₆ H ₅ OH)	mg/l	IS: 3025 (Part-34): 1986 Reaffirmed: 2019	BDL	0.001 - 0.005	0.001	0.002
15	Sulphate as SO ₄	mg/l	APHA 24 th Ed. 2023 - 5530 C	26.0	1.0 - 500	200	400
16	Alkalinity as CaCO ₃	mg/l	APHA 24 th Ed. 2023 - 4500- SO ₄ ²⁻	288.0	2.0 - 1000	200	600
17	Total Hardness as CaCO ₃	mg/l	APHA 24 th Ed. 2023 - 2320 B	256.0	5.0 - 800	200	600
18	Aluminium as Al	mg/l	APHA 24 th Ed. 2023 - 2340 C	BDL	0.015 - 5.0	0.03	0.2
19	Boron as B	mg/l	APHA 24 th Ed. 2023 - 3120 B (ICP-OES)	BDL	0.05 - 2.0	0.5	1.0
20	Copper as Cu	mg/l	APHA 24 th Ed. 2023 - 3120 B (ICP-OES)	BDL	0.03 - 10	0.05	1.5
21	Iron as Fe	mg/l	APHA 24 th Ed. 2023 - 3120 B (ICP-OES)	0.11	0.05 - 20	0.3	No Relaxation



ENVIRONMENTAL AND TECHNICAL RESEARCH CENTRE

Office & Laboratory : 2/261, Vishwas Khand, Gomti Nagar, Lucknow - 226 010 (U.P.)

Email : ETRCLTH@YAHOO.IN, Web.: www.etcindia.com

(ISO 9001:2015, ISO 45001:2018 (OH&S) ISO 14001:2015)

An approved laboratory from Ministry of Environment, Forest and Climate change, Govt. of India under EPA 1986

Test Report Ref No.: ETRC/EPA/14021/2025

22	Manganese as Mn	mg/l	APHA 24 th Ed. 2023 - 3120 B (ICP-OES)	0.04	0.02 - 5.0	0.1	0.3
23	Zinc as Zn	mg/l	APHA 24 th Ed. 2023 - 3120 B (ICP-OES)	0.56	0.05 - 15	5	15
24	Cadmium as Cd	mg/l	APHA 24 th Ed. 2023 - 3120 B (ICP-OES)	BDL	0.003 - 2.0	0.003	No Relaxation
25	Lead as Pb	mg/l	APHA 24 th Ed. 2023 - 3120 B (ICP-OES)	BDL	0.01 - 10	0.01	No Relaxation
26	Mercury as Hg	µg/l	APHA 24 th Ed. 2023 - 3112 B	BDL	0.5 - 1000	1.0	No Relaxation
27	Nickel as Ni	mg/l	APHA 24 th Ed. 2023 - 3120 B (ICP-OES)	BDL	0.02 - 5.0	0.02	No Relaxation
28	Arsenic as As	mg/l	APHA 24 th Ed. 2023 - 3120 B (ICP-OES)	BDL	0.02 - 2	0.01	0.05
29	Total Chromium	mg/l	APHA 24 th Ed. 2023 - 3120 B (ICP-OES)	BDL	0.03 - 5.0	0.05	No Relaxation
Microbiological Parameters							
30	E. coli	MPN/100 ml	IS: 1622 - 1981 Reaffirmed: 2019	Absent	1.8 - 1600	Shall not be detected in any 100 ml sample	
31	T. coli	MPN/100 ml	IS: 1622 - 1981 Reaffirmed: 2019	Absent	1.8 - 1600	Shall not be detected in any 100 ml sample	

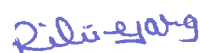
BDL=Below Detection Limit

..... END OF REPORT.....

- ETRC warrants that all analytical work is conducted professionally in accordance with all applicable standard laboratory practices and that this data reflects our best attempt to generate accurate results for the sample, mentioned in the report as above.
- The result relate only to the items tested.
- ETRC does not assume any liability for any claims or damages related to the quality of parameter analyzed in the results and/or the performance of the equipment constituting to the results.
- All disputes subject to Lucknow jurisdiction.
- This report is not to be reproduced wholly or in part and cannot be used as evidence in the court of law and should not be used in any advertising media without our special permission in writing.
- Complain register is available in our laboratory.


Authorized Signatory
(Sandeep Kr Verma)
Lab-Incharge




Authorized Signatory
(Ritu Garg)
QM



GROUND WATER DEPARTMENT

(Namami Gange & Rural Water Supply Department)

Ministry of Jal Shakti

Government of Uttar Pradesh



Form 8 (E)

[See rules 15(2)]

(RENEWAL OF AUTHORIZATION/ NO-OBJECTION CERTIFICATE FOR SINKING OF EXISTING WELL FOR INDUSTRIAL/ COMMERCIAL/ INFRASTRUCTURAL OR BULK USER OF GROUND WATER) AUTHORIZATION/ NO-OBJECTION CERTIFICATE NO: REG048407

VALID FROM 15/09/2021 TO 14/09/2026

Registration No.: 202108000293			
Name of the Owner	PAWAN KUMAR SHARMA		
Address of the Applicant	Village-Khanpur, Block-Khatauli, District-Muzzafarnagar	Application Form Serial No.	MZFN0821RIN0042
Date of Submission	10/08/2021	Specimen Signature	
Company Name	DSM Sugar Mansurpur (A Unit of Dhampur Sugar Mills)	Company Address	Village: Khanupur, Block: Khatauli, District: Muza
Location Particulars			
District	Muzaffar Nagar	Block	KHATAULI
Plot No./Khasra No.	Existing premises khasra detail attached	Municipality/Corporation	No
Ward No./Holding No.			NA
Particular of the Existing Well and Pumping Device			

Date of Construction/Sinking of the Well	01/04/2004		
Type of Well	Tube Well/Boring	Depth of the Well (In meter)	60.00
Purpose of well	Industrial	Assembly Size(For Tube Well)	
Strainer Position (For Tube Well)			
Type of Pump Used	Submersible	H.P. of the Pump	45.00
Operational Device	Electric Motor	Rate of Withdrawal (m³/hr.)	100.00
Date of Energization (In Case of Electric Pump)		01/04/2004	
Maximum Allowable Rate of Withdrawal (m³/hr.):	100.00	Maximum Allowable Running Hours Per Day:	4.00
Maximum Allowable Annual Extraction of Ground Water:			72000.00
Reason for renewal of N.O.C. एन.ओ.सी. के नवीनीकरण का कारण	Industry Submitted Application On 30 Mar 2020 due to NGT order & further as per State Guidelines it is pending with CGWA.		
Against Case			

This No-Objection certificate authorizes the owner applicant (user) to sink a well in the location specified at Sl. (3) for extraction of ground water at a rate not exceeding that as shown at Sl. (3j), for Running Hours per day as shown at Sl. (3k), and for maximum allowable annual extraction of ground water as shown at Sl. (3k) and is valid subject to the observance of the conditions stated overleaf.

Conditions

- (1) In case of any change of ownership of the proposed well, fresh authorization has to be obtained.
- (2) No change of location, design, rate of withdrawal and pumping device in respect of the proposed well as indicated at SL (2) and (3) of this certificate shall be made without prior permission of the Competent Authority. Any deviation in this regard shall lead to cancellation of this authorization.
- (3) For the purpose of measuring and recording the quantity of ground water extracted, every said user shall affix digital water flow meters(conforming to BIS/ IS standards) having telemetry system in the abstraction structure, which record rate and quantum of extraction, at outlet of pumping devices and it shall be presumed that the quantity recorded by the meter has been extracted by the said user, until the contrary is proved. The rate of extraction of ground water from the well as shown in item 3(k) shall not exceed to the recorded rate from water meters
- (4) The concerned Authority reserves the right to stop extraction of ground water from the well due to quality hazards or any other reasons, if the situation so demands.
- (5) In case of any change of ownership of the existing well, fresh registration has to be obtained.
- (6) No change of location, design, rate of withdrawal and pumping device in respect of the existing well as indicated at Sl. (2) and (3) of this certificate shall be made without prior permission of the Competent Authority. Any deviation in this regard shall lead to cancellation of this registration.
- (7) n case, any of the particulars I information furnished by the applicant in his application for issuance of this registration is found to be incorrect during verification at any subsequent stage, this registration is liable for cancellation.
- (8) The Certificate of Authorization/ NOC shall be valid for a period of five years from the date of issue. The applicant shall have to apply for renewal through a fresh application, at least ninety days prior to expiry of its validity.
- (9) Construction of piezometers and installation of digital water level recorders with telemetry shall be mandatory for user. Depth and zone tapped of piezometer should be commensurate with that of the pumping well. The data, obtained from digital water

level recorders shall be made available to this office on monthly basis.

- (10) Guidelines for Installation of Piezometers and their Monitoring
- Piezometer is a borewell /tube well used only for measuring the water level by lowering the tape/ sounder or automatic water level measuring equipment. It is also used to take water sample for water quality testing whenever needed. General guidelines for installation of piezometers are as follows for compliance of NOC:
 - The piezometer is to be installed/constructed at the minimum of 50 m distance from the pumping well through which ground water is being withdrawn. The diameter of the piezometer should be about 4" to 6".
 - The depth of the piezometer should be same as is case of the pumping well from which ground water is being abstracted. If, more than one piezometer are installed the second piezometer should monitor the shallow ground water regime. It will facilitate shallow as well as deeper ground water aquifer monitoring.
 - No. of piezometers to be constructed & Type of water level monitoring mechanism shall be as per below table:

S.No	Quantum of Ground water withdrawal (cum/day)	No.of piezometers required	Monitiring Mechanism	
			Manual	DWLR with Telemetry
1	< 10	0	0	0
2	11 - 50	1	1	0
3	50- 500	1	0	1
4	> 500	2	0	2

- The measuring frequency should be monthly and accuracy of measurement should be up to cm. the reported measurement should be given in meter up to two decimals.
- For measurement of water level sounder or automatic water level recorder (AWLR)/ Digital Automatic water level recorder (DWLR) with telemetry system should be used for accuracy.
- The measurement of water level in piezometer should be taken, only after the pumping from the surrounding tube wells has been stopped for about four to six hours.
- All the details regarding coordinates, reduced level (with respect to mean level), depth, zone taped and assembly lowered should be provided for bringing the piezometer into the Hydrograph Monitoring System for Ground Water Department, Uttar Pradesh, and for its validation.
- The ground water quality has to be monitored twice in a year during pre-monsoon (May/June) and post-monsoon (October/November) periods. Quality may be got analyzed from NABL approved lab. Besides, one sample (1 lt. capacity bottle) to the concerned Director, Ground Water Department, Uttar Pradesh, for chemical analysis.
- A Permanent display board should be installed at piezometer/Tube wells site for providing the location, piezometer/ tube well number, depth and zone tapped of piezometer/tube well for standard referencing and identification.
- Any other site-specific requirement regarding safety and access for measurement may be taken care of.
- (11) Any other condition(s) that may be imposed by the concerned Authority.
- (12) In case, any of the particulars I information furnished by the applicant in his application for issuance of this permit is found to be incorrect during verification at any subsequent stage, this permit is liable for cancellation.
- **SPECIFIC CONDITIONS:**
- (A) **For Industrial User:** No Objection Certificate for ground water extraction by industries shall be granted subject to the following specific conditions:
 - i) No Objection Certificate shall be granted only in such cases where local government water supply agencies are not able to supply the desired quantity of water.
 - ii) All industries shall be required to adopt latest water efficient technologies so as to reduce dependence on ground water resources.
 - iii) All industries abstracting ground water in excess of 100 m³/d shall be required to undertake annual water audit through Confederation of Indian Industries (CII)/ Federation Indian Chamber of Commerce and Industry (FICCI)/ National Productivity Council (NPC) certified auditors and submit audit reports within three months of completion of the same to Ground Water Department, Uttar Pradesh. All such industries shall be required to reduce their ground water use by at least 20% over the next five years through appropriate means.

- iv) Construction of observation well(s) (piezometer)(s) within the premises and installation of appropriate water level monitoring mechanism as mentioned in General Condition no.10 shall be mandatory for industries drawing/ proposing to draw more than 10 m³/day of ground water and. Monitoring of water level shall be done by the project proponent. The piezometer (observation well) shall be constructed at a minimum distance of 50 m from the bore well/production well. Depth and aquifer zone tapped in the piezometer shall be the same as that of the pumping well/ wells. Monthly water level data shall be submitted online to the Ground Water Department, UP.
- v) The proponent shall be required to adopt roof top rain water harvesting/ recharge in the project premises. Industries which are likely to pollute ground water (chemical, pharmaceutical, dyes, pigments, paints, textiles, tannery, pesticides/ insecticides, fertilizers, slaughter house, explosives etc.) shall store the harvested rain water in surface storage tanks for use in the industry.
- vi) Injection of treated/ untreated waste water into aquifer system is strictly prohibited.
- vii) Industries which are likely to cause ground water pollution e.g. Tanning, Slaughter Houses, Dye, Chemical/ Petrochemical, Coal washeries, other hazardous units etc. (as per CPCB list) need to undertake necessary well head protection measures to ensure prevention of ground water pollution.
- (B) **Infrastructural User:** The No Objection Certificate for ground water abstraction will be granted subject to the following specific conditions:
 - i) In case of infrastructure projects that require dewatering, proponent shall be required to carry out regular monitoring of dewatering discharge rate (using a digital water flow meter) and submit the data online to Ground Water Department, UP as applicable. Monitoring records and results should be retained by the proponent for two years, for inspection or reporting as required by District Ground Water Management Council.
 - ii) Installation of Sewage Treatment Plants (STP) shall be mandatory for new projects, where ground water requirement is more than 20 m³ /day. The water from STP shall be utilized for toilet flushing, car washing, gardening etc.

Date :22/09/2021

Place:Muzaffar Nagar

This certificate is electronically generated and does not require digital signature



GROUND WATER DEPARTMENT

(Namami Gange & Rural Water Supply Department)

Ministry of Jal Shakti

Government of Uttar Pradesh



Form 8 (E)

[See rules 15(2)]

(RENEWAL OF AUTHORIZATION/ NO-OBJECTION CERTIFICATE FOR SINKING OF EXISTING WELL FOR INDUSTRIAL/ COMMERCIAL/ INFRASTRUCTURAL OR BULK USER OF GROUND WATER) AUTHORIZATION/ NO-OBJECTION CERTIFICATE NO: REG049653

VALID FROM 15/09/2021 TO 14/09/2026

Registration No.: 202108000301			
Name of the Owner	PAWAN KUMAR SHARMA		
Address of the Applicant	Village-Khanpur, Block-Khatauli, District-Muzzafarnagar	Application Form Serial No.	MZFN0821RIN0043
Date of Submission	10/08/2021	Specimen Signature	
Company Name	DSM Sugar Mansurpur (A Unit of Dhampur Sugar Mills)	Company Address	Village: Khanupur,Block: Khatauli, District: Muzaf
Location Particulars			
District	Muzaffar Nagar	Block	KHATAULI
Plot No./Khasra No.	Existing land details attached.	Municipality/Corporation	No
Ward No./Holding No.			NA
Particular of the Existing Well and Pumping Device			
Date of Construction/Sinking of the Well	01/04/2004		

Type of Well	Tube Well/Boring	Depth of the Well (In meter)	60.00
Purpose of well	Industrial	Assembly Size(For Tube Well)	
Strainer Position (For Tube Well)			
Type of Pump Used	Submersible	H.P. of the Pump	45.00
Operational Device	Electric Motor	Rate of Withdrawal (m ³ /hr.)	100.00
Date of Energization (In Case of Electric Pump)		01/04/2004	
Maximum Allowable Rate of Withdrawal (m ³ /hr.):	100.00	Maximum Allowable Running Hours Per Day:	4.00
Maximum Allowable Annual Extraction of Ground Water:			72000.00
Reason for renewal of N.O.C. एन.ओ.सी. के नवीनीकरण का कारण	Industry Submitted Application On 30 Mar 2020 due to NGT order & further as per State Guidelines it is pending with CGWA.		
Against Case			

This No-Objection certificate authorizes the owner applicant (user) to sink a well in the location specified at Sl. (3) for extraction of ground water at a rate not exceeding that as shown at Sl. (3j), for Running Hours per day as shown at Sl. (3k), and for maximum allowable annual extraction of ground water as shown at Sl. (3k) and is valid subject to the observance of the conditions stated overleaf.

Conditions

- (1) In case of any change of ownership of the proposed well, fresh authorization has to be obtained.
- (2) No change of location, design, rate of withdrawal and pumping device in respect of the proposed well as indicated at SL (2) and (3) of this certificate shall be made without prior permission of the Competent Authority. Any deviation in this regard shall lead to cancellation of this authorization.
- (3) For the purpose of measuring and recording the quantity of ground water extracted, every said user shall affix digital water flow meters(conforming to BIS/ IS standards) having telemetry system in the abstraction structure, which record rate and quantum of extraction, at outlet of pumping devices and it shall be presumed that the quantity recorded by the meter has been extracted by the said user, until the contrary is proved. The rate of extraction of ground water from the well as shown in item 3(k) shall not exceed to the recorded rate from water meters
- (4) The concerned Authority reserves the right to stop extraction of ground water from the well due to quality hazards or any other reasons, if the situation so demands.
- (5) In case of any change of ownership of the existing well, fresh registration has to be obtained.
- (6) No change of location, design, rate of withdrawal and pumping device in respect of the existing well as indicated at SL. (2) and (3) of this certificate shall be made without prior permission of the Competent Authority. Any deviation in this regard shall lead to cancellation of this registration.
- (7) In case, any of the particulars / information furnished by the applicant in his application for issuance of this registration is found to be incorrect during verification at any subsequent stage, this registration is liable for cancellation.
- (8) The Certificate of Authorization/ NOC shall be valid for a period of five years from the date of issue. The applicant shall have to apply for renewal through a fresh application, at least ninety days prior to expiry of its validity.
- (9) Construction of piezometers and installation of digital water level recorders with telemetry shall be mandatory for user. Depth and zone tapped of piezometer should be commensurate with that of the pumping well. The data, obtained from digital water level recorders shall be made available to this office on monthly basis.
- (10) Guidelines for Installation of Piezometers and their Monitoring

- Piezometer is a borewell /tube well used only for measuring the water level by lowering the tape/ sounder or automatic water level measuring equipment. It is also used to take water sample for water quality testing whenever needed. General guidelines for installation of piezometers are as follows for compliance of NOC:
- The piezometer is to be installed/constructed at the minimum of 50 m distance from the pumping well through which ground water is being withdrawn. The diameter of the piezometer should be about 4" to 6".
- The depth of the piezometer should be same as is case of the pumping well from which ground water is being abstracted. If, more than one piezometer are installed the second piezometer should monitor the shallow ground water regime. It will facilitate shallow as well as deeper ground water aquifer monitoring.
- No. of piezometers to be constructed & Type of water level monitoring mechanism shall be as per below table:

S.No	Quantum of Ground water withdrawal (cum/day)	No.of piezometers required	Monitoring Mechanism	
			Manual	DWLR with Telemetry
1	< 10	0	0	0
2	11 - 50	1	1	0
3	50- 500	1	0	1
4	> 500	2	0	2

- The measuring frequency should be monthly and accuracy of measurement should be up to cm. the reported measurement should be given in meter up to two decimals.
- For measurement of water level sounder or automatic water level recorder (AWLR)/ Digital Automatic water level recorder (DWLR) with telemetry system should be used for accuracy.
- The measurement of water level in piezometer should be taken, only after the pumping from the surrounding tube wells has been stopped for about four to six hours.
- All the details regarding coordinates, reduced level (with respect to mean level), depth, zone tapped and assembly lowered should be provided for bringing the piezometer into the Hydrograph Monitoring System for Ground Water Department, Uttar Pradesh, and for its validation.
- The ground water quality has to be monitored twice in a year during pre-monsoon (May/June) and post-monsoon (October/November) periods. Quality may be got analyzed from NABL approved lab. Besides, one sample (1 lt. capacity bottle) to the concerned Director, Ground Water Department, Uttar Pradesh, for chemical analysis.
- A Permanent display board should be installed at piezometer/Tube wells site for providing the location, piezometer/ tube well number, depth and zone tapped of piezometer/tube well for standard referencing and identification.
- Any other site-specific requirement regarding safety and access for measurement may be taken care of.
- (11) Any other condition(s) that may be imposed by the concerned Authority.
- (12) In case, any of the particulars I information furnished by the applicant in his application for issuance of this permit is found to be incorrect during verification at any subsequent stage, this permit is liable for cancellation.
- **SPECIFIC CONDITIONS:**
- (A) **For Industrial User:** No Objection Certificate for ground water extraction by industries shall be granted subject to the following specific conditions:
 - i) No Objection Certificate shall be granted only in such cases where local government water supply agencies are not able to supply the desired quantity of water.
 - ii) All industries shall be required to adopt latest water efficient technologies so as to reduce dependence on ground water resources.
 - iii) All industries abstracting ground water in excess of 100 m³/d shall be required to undertake annual water audit through Confederation of Indian Industries (CII)/ Federation Indian Chamber of Commerce and Industry (FICCI)/ National Productivity Council (NPC) certified auditors and submit audit reports within three months of completion of the same to Ground Water Department, Uttar Pradesh. All such industries shall be required to reduce their ground water use by at least 20% over the next five years through appropriate means.
 - iv) Construction of observation well(s) (piezometer)(s) within the premises and installation of appropriate water level monitoring mechanism as mentioned in General Condition no.10 shall be mandatory for industries drawing/ proposing to draw more than 10 m³/day of ground water and. Monitoring of water level shall be done by the project proponent. The piezometer (observation well)

shall be constructed at a minimum distance of 50 m from the bore well/production well. Depth and aquifer zone tapped in the piezometer shall be the same as that of the pumping well/ wells. Monthly water level data shall be submitted online to the Ground Water Department, UP.

- v) The proponent shall be required to adopt roof top rain water harvesting/ recharge in the project premises. Industries which are likely to pollute ground water (chemical, pharmaceutical, dyes, pigments, paints, textiles, tannery, pesticides/ insecticides, fertilizers, slaughter house, explosives etc.) shall store the harvested rain water in surface storage tanks for use in the industry.
- vi) Injection of treated/ untreated waste water into aquifer system is strictly prohibited.
- vii) Industries which are likely to cause ground water pollution e.g. Tanning, Slaughter Houses, Dye, Chemical/ Petrochemical, Coal washeries, other hazardous units etc. (as per CPCB list) need to undertake necessary well head protection measures to ensure prevention of ground water pollution.
- (B) **Infrastructural User:** The No Objection Certificate for ground water abstraction will be granted subject to the following specific conditions:
 - i) In case of infrastructure projects that require dewatering, proponent shall be required to carry out regular monitoring of dewatering discharge rate (using a digital water flow meter) and submit the data online to Ground Water Department, UP as applicable. Monitoring records and results should be retained by the proponent for two years, for inspection or reporting as required by District Ground Water Management Council.
 - ii) Installation of Sewage Treatment Plants (STP) shall be mandatory for new projects, where ground water requirement is more than 20 m³ /day. The water from STP shall be utilized for toilet flushing, car washing, gardening etc.

Date :22/09/2021

Place:Muzaffar Nagar

This certificate is electronically generated and does not require digital signature



GROUND WATER DEPARTMENT

(Namami Gange & Rural Water Supply Department)

Ministry of Jal Shakti

Government of Uttar Pradesh



Form 8 (E)

[See rules 15(2)]

(RENEWAL OF AUTHORIZATION/ NO-OBJECTION CERTIFICATE FOR SINKING OF EXISTING WELL FOR INDUSTRIAL/ COMMERCIAL/ INFRASTRUCTURAL OR BULK USER OF GROUND WATER) AUTHORIZATION/ NO-OBJECTION CERTIFICATE NO: REG047039

VALID FROM 15/09/2021 TO 14/09/2026

Registration No.: 202109000328			
Name of the Owner	PAWAN KUMAR SHARMA		
Address of the Applicant	Village-Khanpur, Block-Khatauli, District-Muzzafarnagar	Application Form Serial No.	MZFN0921RIN0058
Date of Submission	11/09/2021	Specimen Signature	
Company Name	DSM Sugar Mansurpur (A Unit of Dhampur Sugar Mills)	Company Address	Village: Khanupur, Block: Khatauli, District: Muzaf
Location Particulars			
District	Muzaffar Nagar	Block	KHATAULI
Plot No./Khasra No.	Existing Land details attached	Municipality/Corporation	No
Ward No./Holding No.			NA
Particular of the Existing Well and Pumping Device			
Date of Construction/Sinking of the Well	01/04/2006		

Type of Well	Tube Well/Boring	Depth of the Well (In meter)	60.00
Purpose of well	Industrial	Assembly Size(For Tube Well)	
Strainer Position (For Tube Well)			
Type of Pump Used	Submersible	H.P. of the Pump	60.00
Operational Device	Electric Motor	Rate of Withdrawal (m ³ /hr.)	200.00
Date of Energization (In Case of Electric Pump)		01/04/2004	
Maximum Allowable Rate of Withdrawal (m ³ /hr.):	200.00	Maximum Allowable Running Hours Per Day:	3.00
Maximum Allowable Annual Extraction of Ground Water:			115200.00
Reason for renewal of N.O.C. एन.ओ.सी. के नवीनीकरण का कारण	Industry Submitted Application On 30Mar 2020 due to NGT order & further as per State Guidelines it is pending with CGWA.		
Against Case			

This No-Objection certificate authorizes the owner applicant (user) to sink a well in the location specified at Sl. (3) for extraction of ground water at a rate not exceeding that as shown at Sl. (3j), for Running Hours per day as shown at Sl. (3k), and for maximum allowable annual extraction of ground water as shown at Sl. (3k) and is valid subject to the observance of the conditions stated overleaf.

Conditions

- (1) In case of any change of ownership of the proposed well, fresh authorization has to be obtained.
- (2) No change of location, design, rate of withdrawal and pumping device in respect of the proposed well as indicated at Sl. (2) and (3) of this certificate shall be made without prior permission of the Competent Authority. Any deviation in this regard shall lead to cancellation of this authorization.
- (3) For the purpose of measuring and recording the quantity of ground water extracted, every said user shall affix digital water flow meters (conforming to BIS/ IS standards) having telemetry system in the abstraction structure, which record rate and quantum of extraction, at outlet of pumping devices and it shall be presumed that the quantity recorded by the meter has been extracted by the said user, until the contrary is proved. The rate of extraction of ground water from the well as shown in item 3(k) shall not exceed to the recorded rate from water meters
- (4) The concerned Authority reserves the right to stop extraction of ground water from the well due to quality hazards or any other reasons, if the situation so demands.
- (5) In case of any change of ownership of the existing well, fresh registration has to be obtained.
- (6) No change of location, design, rate of withdrawal and pumping device in respect of the existing well as indicated at Sl. (2) and (3) of this certificate shall be made without prior permission of the Competent Authority. Any deviation in this regard shall lead to cancellation of this registration.
- (7) In case, any of the particulars or information furnished by the applicant in his application for issuance of this registration is found to be incorrect during verification at any subsequent stage, this registration is liable for cancellation.
- (8) The Certificate of Authorization/ NOC shall be valid for a period of five years from the date of issue. The applicant shall have to apply for renewal through a fresh application, at least ninety days prior to expiry of its validity.
- (9) Construction of piezometers and installation of digital water level recorders with telemetry shall be mandatory for user. Depth and zone tapped of piezometer should be commensurate with that of the pumping well. The data, obtained from digital water level recorders shall be made available to this office on monthly basis.
- (10) Guidelines for Installation of Piezometers and their Monitoring

- Piezometer is a borewell /tube well used only for measuring the water level by lowering the tape/ sounder or automatic water level measuring equipment. It is also used to take water sample for water quality testing whenever needed. General guidelines for installation of piezometers are as follows for compliance of NOC:
- The piezometer is to be installed/constructed at the minimum of 50 m distance from the pumping well through which ground water is being withdrawn. The diameter of the piezometer should be about 4" to 6".
- The depth of the piezometer should be same as is case of the pumping well from which ground water is being abstracted. If, more than one piezometer are installed the second piezometer should monitor the shallow ground water regime. It will facilitate shallow as well as deeper ground water aquifer monitoring.
- No. of piezometers to be constructed & Type of water level monitoring mechanism shall be as per below table:

S.No	Quantum of Ground water withdrawal (cum/day)	No.of piezometers required	Monitoring Mechanism	
			Manual	DWLR with Telemetry
1	< 10	0	0	0
2	11 - 50	1	1	0
3	50- 500	1	0	1
4	> 500	2	0	2

- The measuring frequency should be monthly and accuracy of measurement should be up to cm. the reported measurement should be given in meter up to two decimals.
- For measurement of water level sounder or automatic water level recorder (AWLR)/ Digital Automatic water level recorder (DWLR) with telemetry system should be used for accuracy.
- The measurement of water level in piezometer should be taken, only after the pumping from the surrounding tube wells has been stopped for about four to six hours.
- All the details regarding coordinates, reduced level (with respect to mean level), depth, zone tapped and assembly lowered should be provided for bringing the piezometer into the Hydrograph Monitoring System for Ground Water Department, Uttar Pradesh, and for its validation.
- The ground water quality has to be monitored twice in a year during pre-monsoon (May/June) and post-monsoon (October/November) periods. Quality may be got analyzed from NABL approved lab. Besides, one sample (1 lt. capacity bottle) to the concerned Director, Ground Water Department, Uttar Pradesh, for chemical analysis.
- A Permanent display board should be installed at piezometer/Tube wells site for providing the location, piezometer/ tube well number, depth and zone tapped of piezometer/tube well for standard referencing and identification.
- Any other site-specific requirement regarding safety and access for measurement may be taken care of.
- (11) Any other condition(s) that may be imposed by the concerned Authority.
- (12) In case, any of the particulars I information furnished by the applicant in his application for issuance of this permit is found to be incorrect during verification at any subsequent stage, this permit is liable for cancellation.
- **SPECIFIC CONDITIONS:**
- (A) **For Industrial User:** No Objection Certificate for ground water extraction by industries shall be granted subject to the following specific conditions:
 - i) No Objection Certificate shall be granted only in such cases where local government water supply agencies are not able to supply the desired quantity of water.
 - ii) All industries shall be required to adopt latest water efficient technologies so as to reduce dependence on ground water resources.
 - iii) All industries abstracting ground water in excess of 100 m³/d shall be required to undertake annual water audit through Confederation of Indian Industries (CII)/ Federation Indian Chamber of Commerce and Industry (FICCI)/ National Productivity Council (NPC) certified auditors and submit audit reports within three months of completion of the same to Ground Water Department, Uttar Pradesh. All such industries shall be required to reduce their ground water use by at least 20% over the next five years through appropriate means.
 - iv) Construction of observation well(s) (piezometer)(s) within the premises and installation of appropriate water level monitoring mechanism as mentioned in General Condition no.10 shall be mandatory for industries drawing/ proposing to draw more than 10 m³/day of ground water and. Monitoring of water level shall be done by the project proponent. The piezometer (observation well)

shall be constructed at a minimum distance of 50 m from the bore well/production well. Depth and aquifer zone tapped in the piezometer shall be the same as that of the pumping well/ wells. Monthly water level data shall be submitted online to the Ground Water Department, UP.

- v) The proponent shall be required to adopt roof top rain water harvesting/ recharge in the project premises. Industries which are likely to pollute ground water (chemical, pharmaceutical, dyes, pigments, paints, textiles, tannery, pesticides/ insecticides, fertilizers, slaughter house, explosives etc.) shall store the harvested rain water in surface storage tanks for use in the industry.
- vi) Injection of treated/ untreated waste water into aquifer system is strictly prohibited.
- vii) Industries which are likely to cause ground water pollution e.g. Tanning, Slaughter Houses, Dye, Chemical/ Petrochemical, Coal washeries, other hazardous units etc. (as per CPCB list) need to undertake necessary well head protection measures to ensure prevention of ground water pollution.
- (B) **Infrastructural User:** The No Objection Certificate for ground water abstraction will be granted subject to the following specific conditions:
 - i) In case of infrastructure projects that require dewatering, proponent shall be required to carry out regular monitoring of dewatering discharge rate (using a digital water flow meter) and submit the data online to Ground Water Department, UP as applicable. Monitoring records and results should be retained by the proponent for two years, for inspection or reporting as required by District Ground Water Management Council.
 - ii) Installation of Sewage Treatment Plants (STP) shall be mandatory for new projects, where ground water requirement is more than 20 m³ /day. The water from STP shall be utilized for toilet flushing, car washing, gardening etc.

Date :22/09/2021

Place:Muzaffar Nagar

This certificate is electronically generated and does not require digital signature